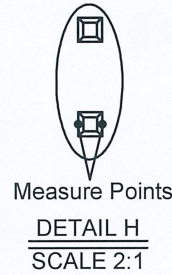
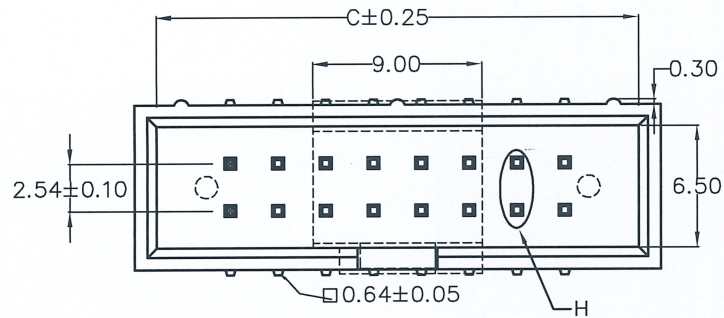


A B C D E

版次	ECN 编码	描述		设计/日期
12	EH18020088	改前	改后	莫国旋_2018/04/04
		变更PAD结构		
13	EL23120053	修正笔误		江蒙_2023/12/09



NOTES: (Unless otherwise specified)

1. INSERTION FORCE: 2N MAX. PER CONTACT.
2. WITHDRAW FORCE: 0.2N MIN. PER CONTACT.
3. DURABILITY: 100 CYCLES MIN.
4. CONTACT RETENTION FORCE: 10N MIN. PER CONTACT.
5. CURRENT RATING: 3 A.
6. CONTACT RESISTANCE: 20 m ohms MAX. FOR INITIAL.
7. DIELECTRIC WITHSTANDING VOLTAGE: 1000V AC rms. PER ONE MINUTE.
8. INSULATION RESISTANCE: 5000 M ohms MIN.
9. HARMFUL MATERIAL SHOULD BE COMPLIANT TO DOC."EI-0005" STANDARDS.
10. PRODUCT NUMBER MATRIX:

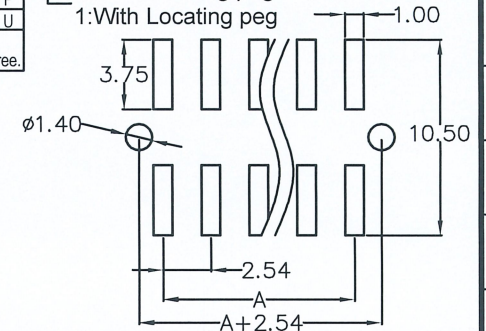
SPHS-XXS-X-X-X-X

Number of contacts

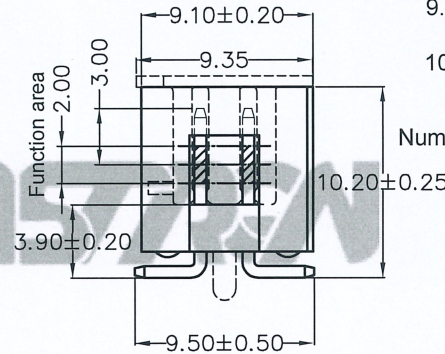
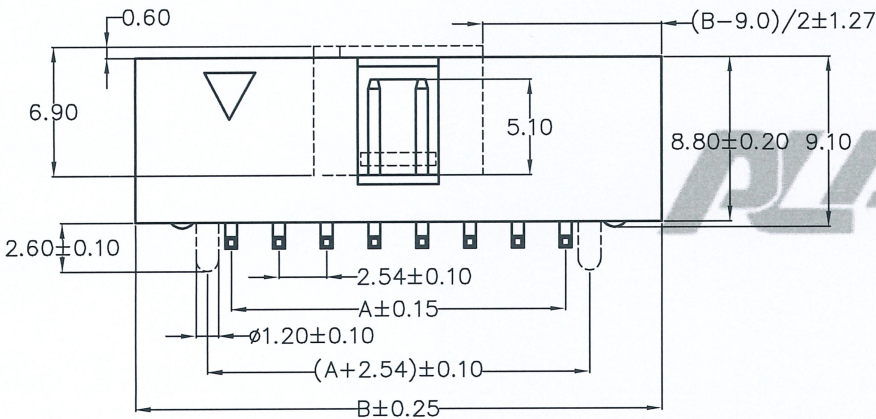
Definition	Code
● Tin plated:	A
● Gold plated:	
flash B 15U" F	
10U" E 30U" J	
● Duplex plating:	
flash K 15U" P	
10U" N 30U" U	
● Standard: B	
All plating is lead free.	

- NULL:TUBE(W/O PAD)
- P:PAD+TUBE
- R:PAD+REEL
- NULL:Nylon-6T
- E:LCP
- NULL:BLACK
- D:WHITE
- S:BLUE

- 0:W/O Locating peg
- 1:With Locating peg



RECOMMENDED PCB LAYOUT



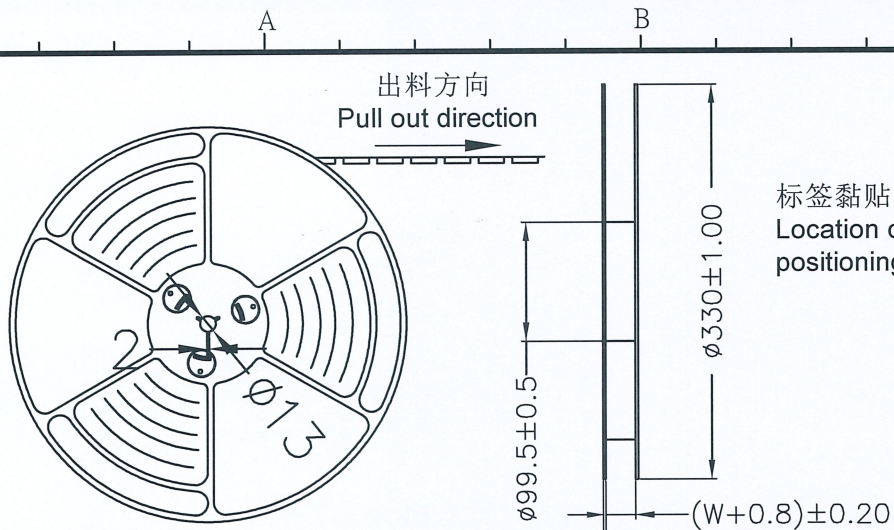
40	48.26	58.45	56.10
34	40.64	50.83	48.48
30	35.56	45.75	43.40
26	30.48	40.67	38.32
24	27.94	38.13	35.78
20	22.86	33.05	30.70
16	17.78	27.97	25.62
14	15.24	25.43	23.08
12	12.70	22.89	20.54
10	10.16	20.35	18.00

No.of Contacts A B C

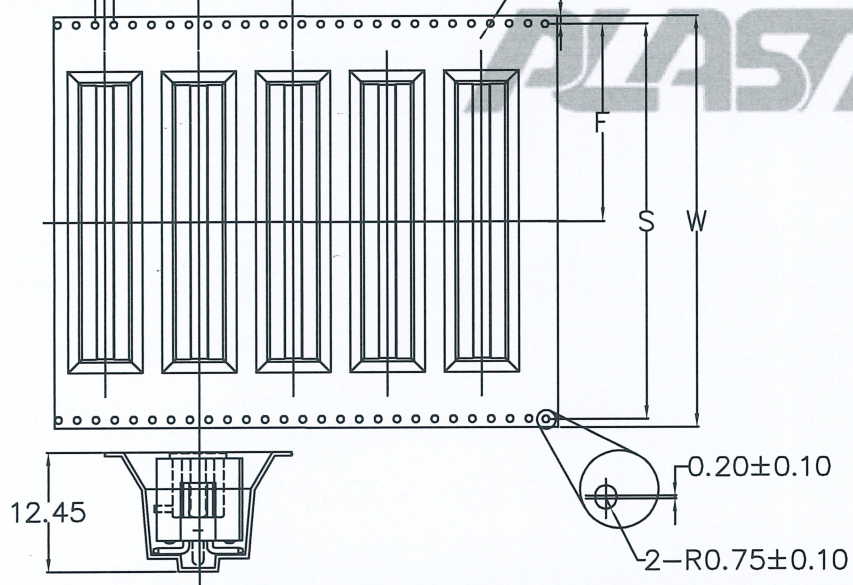

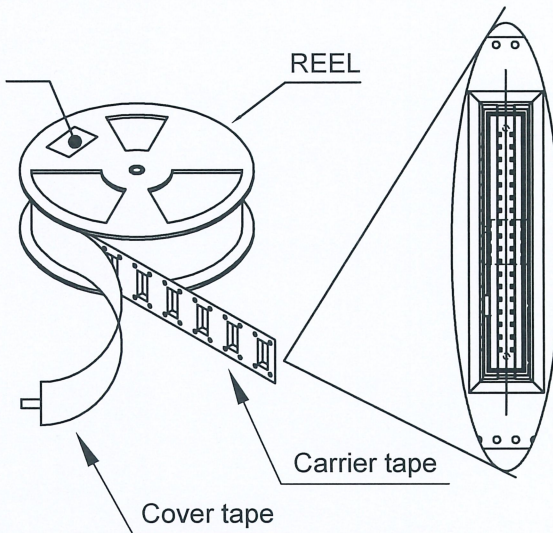
	TOLERANCE TABLE		SCALE 2.5:1	DRAWN 江蒙	DATE 2023/12/09	DWG. NO. 600-0000-0147	TITLE	REV. 13
	X. ± 0.30	X.° ± 3°	UNIT mm	CHECK 李曼涛	DATE 2023/12/09	PARTS NO.(INTENDED USE) SPHS-XXS-X-X-***	CUSTOMER DRAWING	SHEET 1/3
	.X ± 0.25	.X° ± 2°	SIZE A4	APPROVE 朱彩辉	DATE 2023/12/09			
	.XX ± 0.20							

A B C D E





标签黏贴处 (朝卷装包材的小定位孔一侧)  
Location of label sticking (label at small positioning hole of the carrier tape side)



PIN NO.	W	S	F	PCS/REEL	REELS/CARTON	PCS/CARTON
40	72.00	68.40	34.20	200	2	400
34						
30						
26	56.00	52.40	26.20		3	600
24						
20						
16	44.00	40.40	20.20	4	800	
14						
12						
10						



TOLERANCE TABLE	
X. ± 0.30	X.° ± 3°
.X ± 0.25	.X° ± 2°
.XX ± 0.20	

SCALE	1:1
UNIT	mm
SIZE	A4

DRAWN	江蒙
CHECK	李易新
APPROVE	朱宇静

DATE	2023/12/09
DATE	2023/12/09
DATE	2023/12/09

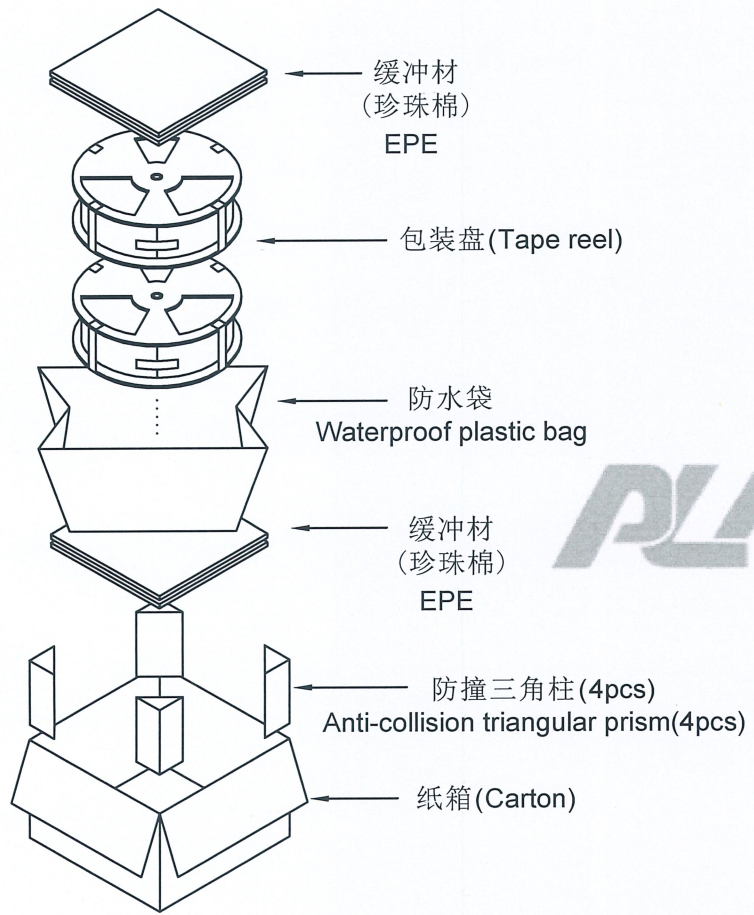
DWG. NO.	600-0000-0147
PARTS NO.(INTENDED USE)	SPHS-XXS-X-X-***

TITLE	CUSTOMER DRAWING
-------	------------------

REV.	13
SHEET	2/3

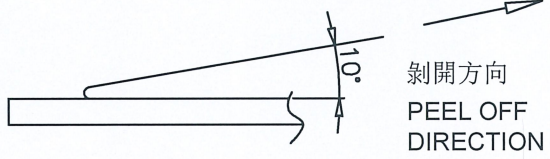
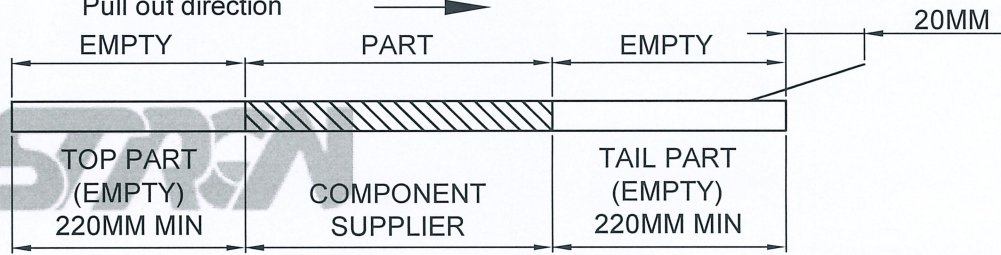


A B C D E



备注 (NOTES):

- 每卷包装数量及每箱装箱数量如下表格。  
Packing Q'ty of each reel & carton as below table shown.
- 上胶带覆盖下包装带用自粘包装。  
Use cover tape to cover and seal up.
- 每个纸箱放2个珍珠棉。  
Every carton use 2pcs EPE.
- 将装满产品的卷盘放入纸箱并以胶带封口。  
Put reels in the carton and use adhesive tape to seal up.
- 带子引导长度  
Lead tape length  
转绕方向  
Pull out direction
- 上带剥拉力为: 0.2~1.3N(20gf~130gf)  
Peeling off force of top tape :0.2~1.3N(20gf~130gf)  
出物流运输过程中一定注意: 卷带在运输过程中不能散开  
This requirement should be applied at shipment:  
The reel tape can not be separated during transportation.



TOLERANCE TABLE	
X. ± 0.30	X.° ± 3°
.X ± 0.25	.X° ± 2°
.XX ± 0.20	

SCALE	1:1
UNIT	mm
SIZE	A4

DRAWN	江蒙
CHECK	李景涛
APPROVE	朱宇峰

DATE	2023/12/09
DATE	2023/12/09
DATE	2023/12/09

DWG. NO.	600-0000-0147
PARTS NO.(INTENDED USE)	SPHS-XXS-X-X-***

TITLE	CUSTOMER DRAWING
-------	------------------

REV.	13
SHEET	3/3

A B C D E