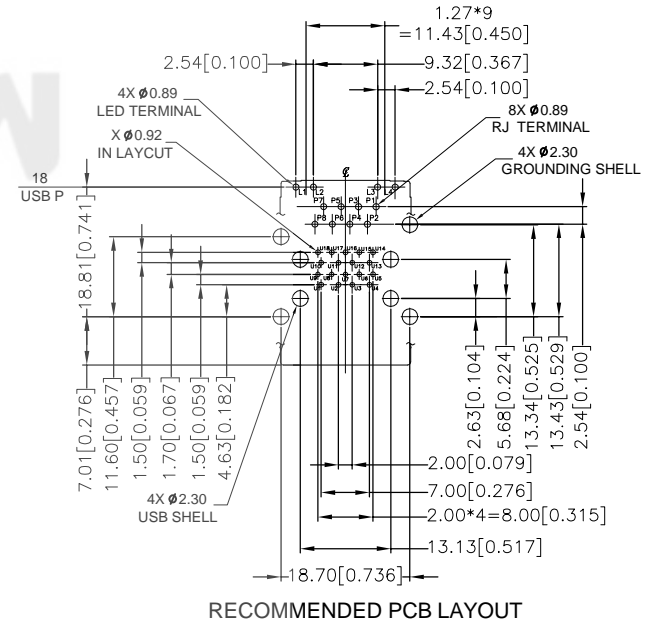
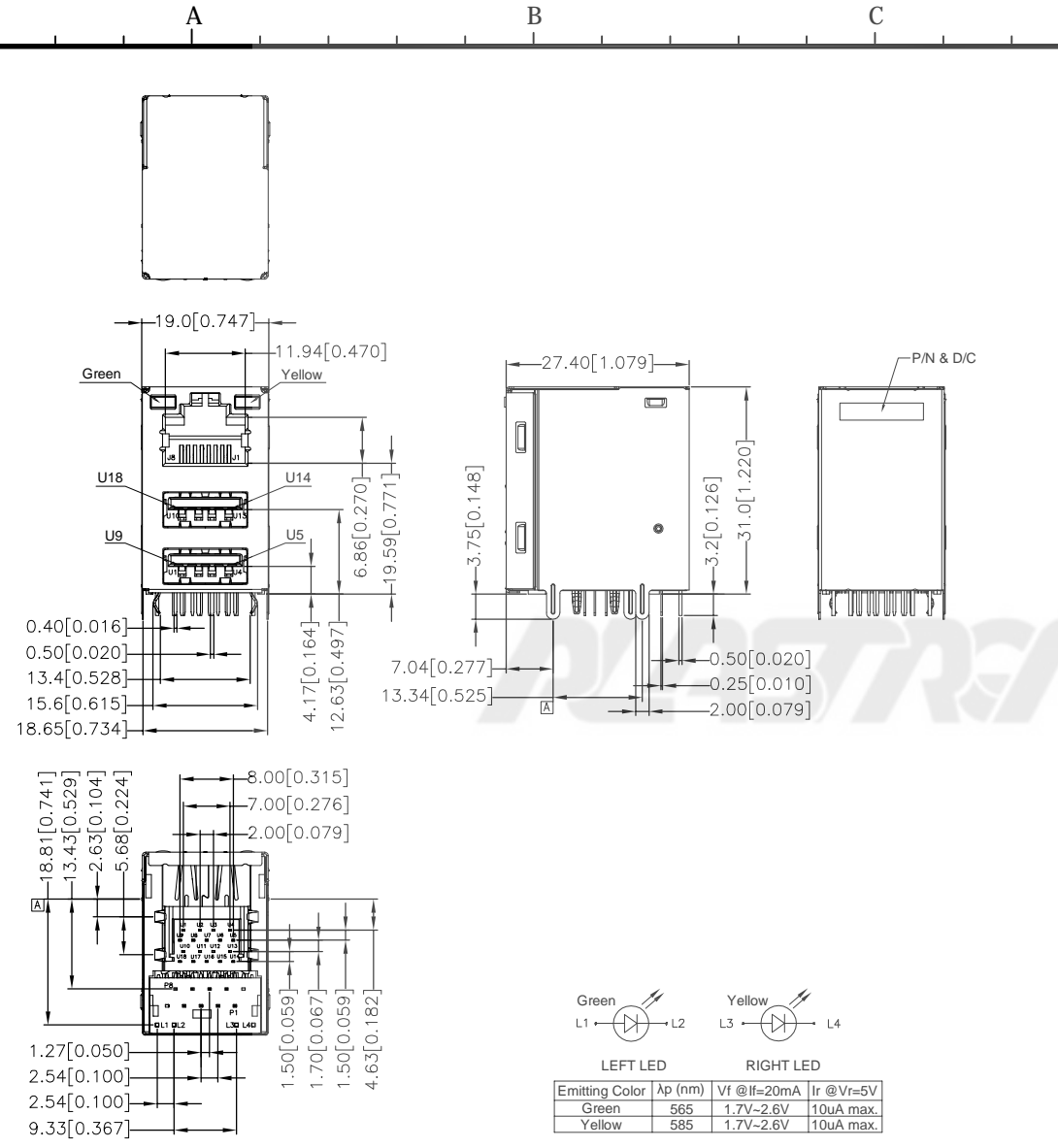


版次	ECN 编码	描述		设计/日期
1	EL24050067	初版发行		江蒙_2024/05/27
		改前	改后	



TOLERANCE TABLE		SCALE	2.5:1	DRAWN	江蒙	DATE	2024/05/27	DWG. NO.	TITLE		REV.
X. \pm 0.30	X. $^{\circ}$ \pm 3 $^{\circ}$	UNIT	mm	CHECK	李晨涛	DATE	2024/05/27	600-0000-2449	RJ45+STACK USB3.0 W/LED		1
.X \pm 0.25	.X $^{\circ}$ \pm 2 $^{\circ}$	SIZE	A4	APPROVE	朱宁静	DATE	2024/05/27	PARTS NO.(INTENDED USE)	10/100BASE-T STP CUSTOMER DRAWING		SHEET
.XX \pm 0.20								JAADCXAXBDXH			1/2

A

B

C

D

E

SPECIFICATIONS :

1. MATERIAL

- HOUSING&SPACERA&RJ BASE: THERMOPLASTIC,UL94V-0,BLACK
- MODULE CASE ; THERMOPLASTC,UL 94V-0,BLACK
- LIGHT PIPE : PC UL 94V-0.TRANSPERENT
- RJ CONTACTS :BRASS
- PLATING : GOLD PLAING ON GONTACT AREA
100u" MIN TIN PLATING ON SOLDER TAILS, 30u" NICKEL OVERLL
- SOLDER TAIL TERMINAL : BRASS,
PLATING: 100u" TIN MIN 30u" NICKEL OVERALL
- MODULE TERMINAL: SPCC.
PLATING: 100u" TIN MIN OVER 50u" NICKEL OVERALL
- SHIELD : STAINLESS, THICKNESS=0.2mm,PRE-SOLDERING

2. ELECTRICAL

- INSULATION RESISTANCE : 500 MOHMS MIN
- DIELECTRC WITHSTANDING VOLTAGE: 1000 VAC FOR 1 MINUTE

RJ45

- INSERTION FORCE WITH THE LATCH DEPRESSED :22N MAX
- REMOVAL FORCE WITH THE LATCH DEPRESSED :44N MAX
- DURABILITY :750 CYCLES
- USB
- INSERTION FORCE :35N MAX
- REMOVAL FORCE: 10N MIN
- DURABILITY :1500 CYCLES

4. OPERATING AND STORAGE TEMPERATURE

- OPERATING TEMPERATURE : 0°C TO +70°C
- STORAGE TEMPERATURE:-40°C TO +85°C

ELECTRICAL CHARACTERISTICS:

- 1. INSERTION LOSS:**
-1~100 MHz -1.0dB MAX

- 2. RETURN LOSS(LOAD 100Q):**
-1~30 MHz -18dB MIN
-30~60 MHz -1dB MIN
-60~80 MHz -12dB MIN

- 3.COMMON MODE REJECTION**
-1~100 MHz -30dB MIN

- 4.CROSS TALK**
-1~100 MHz -30dB MIN

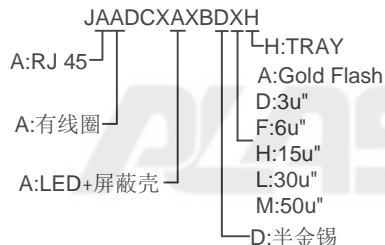
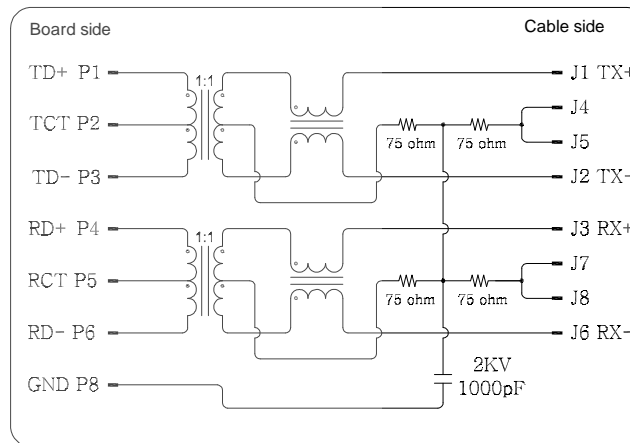
- 5.INDUCTANCE @ 100KHz · 0.1V, 8mA DC BIAS**
- (P1-P3),(P4-P6) : 350uH MN

- 6.DCR**
- (J1-J2),(J3-J6) : 1.2 OHM MAX.

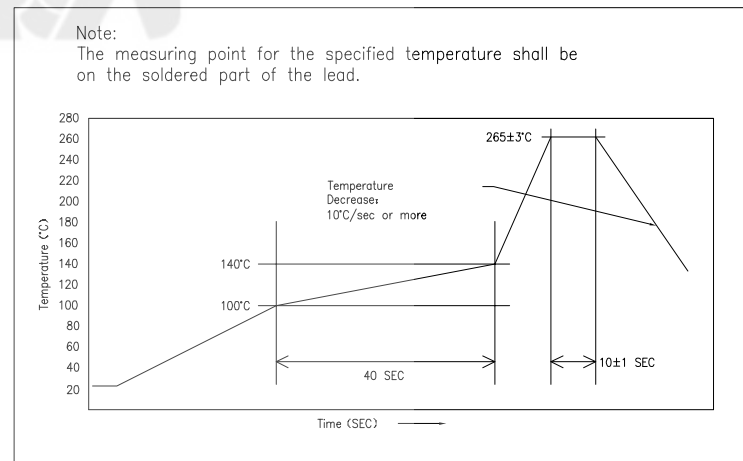
- 7.HI-POT TEST**
- PCB SIDE TO CABLE SIDE: 1500VAC 60S OR 2250VDC 60S

- 8.TURNS RATION 100KHz**
-(P1-P3) : (J1-J2)=1:1 ±%3
-(P4-P6) :(J3-J6)= 1:1 ±%3

SCHEMATIC FOR RJ45:



TEMPERATURE CONDITION OF WAVE SOLDERING:



TOLERANCE TABLE	SCALE	1:1	DRAWN	江蒙	DATE	2024/05/27	DWG. NO.	600-0000-2449	TITLE	RJ45+STACK USB3.0	REV.	1
	X. ± 0.30	X.° ± 3°	UNIT	mm	CHECK	李晨涛	DATE	2024/05/27	PARTS NO.(INTENDED USE)	W/LED	SHEET	1
	.X ± 0.25	.X° ± 2°	SIZE	A4	APPROVE	朱宁静	DATE	2024/05/27	JAADCXAXBDXH	10/100BASE-T STP	SHEET	2/2
	.XX ± 0.20								CUSTOMER DRAWING			