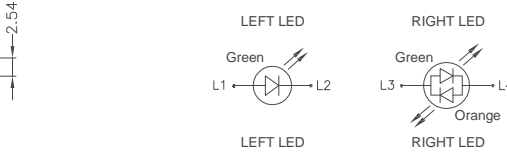
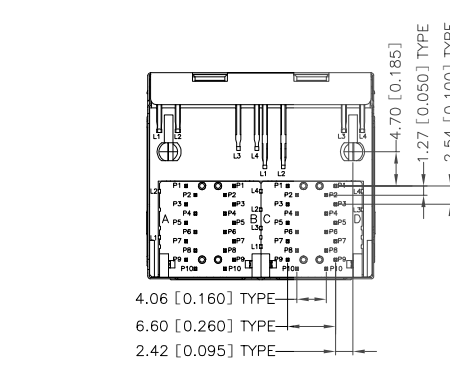
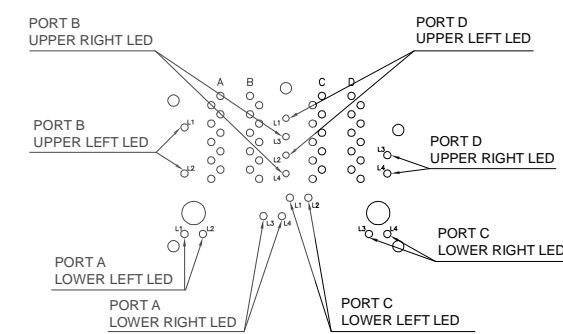
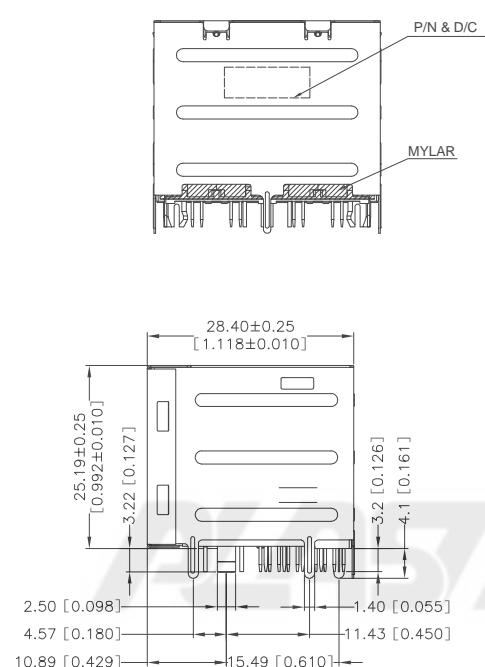
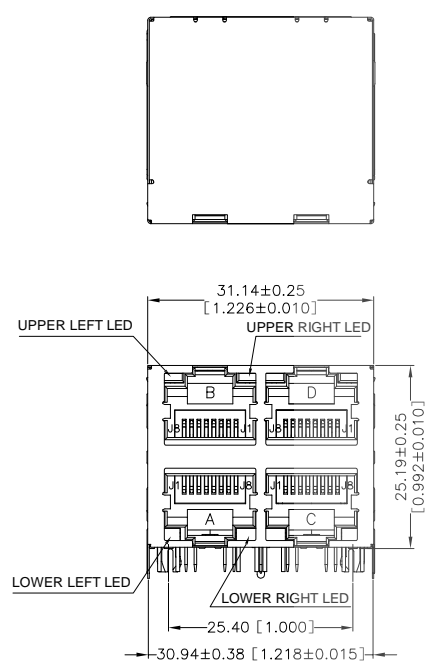
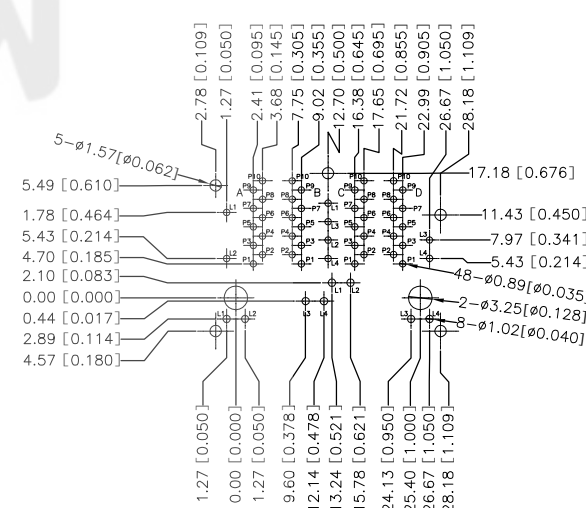


A B C D E

版次	ECN 编码	描述		设计/日期
1	EL24050066	初版发行		江蒙_2024/05/27
		改前	改后	



Emitting Color	Ap (nm)	Vf @If= (20mA)	Ir @Vr=5V
Green	565	1.7V-2.6V	10uA max
Orange	610	1.7V-2.6V	10uA max



RECOMMENDED PCB LAYOUT

	TOLERANCE TABLE		SCALE	2.5:1	DRAWN	江蒙	DATE	2024/05/27	DWG. NO.	600-0000-2448	TITLE	TRANSFORMER JACK	REV.	1
	X. ± 0.30	X.° ± 3°	UNIT	mm	CHECK	李晨涛	DATE	2024/05/27	PARTS NO.(INTENDED USE)	JAADFAXADFH	CUSTOMER DRAWING	SHEET	1/2	
	.X ± 0.25	.X° ± 2°	SIZE	A4	APPROVE	朱宁静	DATE	2024/05/27						
	.XX ± 0.20													

A B C D E

SPECIFICATIONS:

1.MATERIAL

- HOUSING & INSERT:HIGH TEMPERATURE THERMOPLASTIC,PA-10T+30%GF,PA-10T+30%GF,UL94V-0,BLACK
- MODULE CASE & COVER & SPACER:HIGH TEMPERATURE THERMOPLASTIC,LCP,UL94V-0,BLACK
- RJ CONTACTS:PHOSPHOR BRONZE,C5210R-H
- PLATING:6u" GOLD ON CONTACT AREA,
100u"MIN TIN PLATING ON SOLDER TAILS.30u" NICKEL OVERALL
- SOLDER TAIL TERMINAL:BRASS,C2680R-EH
- PLATING:100u"MIN TIN MIN 30u" NICKEL OVERALL
- SHIELD:SUS304-1/2H,THICKNESS=0.2MM,PRE-SOLDERING

2.ELECTICAL

- INSULATION RESISTANCE:500 MOHMS MIN
- DIELECTRIC WITHSTANDING VOLTAGE:1500 VAC FOR 1MINUTE

3.DURABILITY TEST RATING

- INSERTION FORCE WITH THE LATCH DEPRESSED:22N MAX
- REMOVAL FORCE WITH THE LATCH DEPRESSED:44N MAX
- DURABILITY:750 CYCLES

4.OPERATING AND STORAGE TEMPERATURE

- OPERATING TEMPERATURE:0°C TO +70°C
- STORAGE TEMPERATURE:-40°C TO +85°C

ELECTRICAL CHARACTERISTICS:

1.INSERTION LOSS:

- 1~100 MHz -1.0dB MAX.

2.RETURN LOSS(LOAD 100Ω):

- 1~30 MHz -18dB MIN
- 30~60 MHz -16dB MIN
- 60~80 MHz -12dB MIN
- 80~100 MHz -10dB MIN

3.COMMER MODE REJECTION

- 1~100 MHz -30dB MIN

4.CROSS TALK

- 1~100MHz -30dB MIN

5.OCL@100KHz, 0.1V, 8mA DC BIAS

- (P1-P2), (P3-P4), (P5-P6), (P7-P8):350 uH MIN

6.DCR

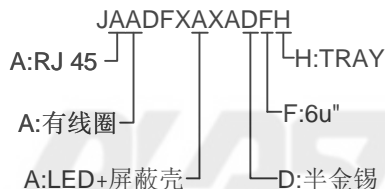
- (J1-J2), (J3-J6), (J4-J5), (J7-J8):1.2Ω MAX

7.HI-POT TEST

- BOARD SIDE TO CABLE SIDE:1500VAC 60S OR 2250VDC 60S

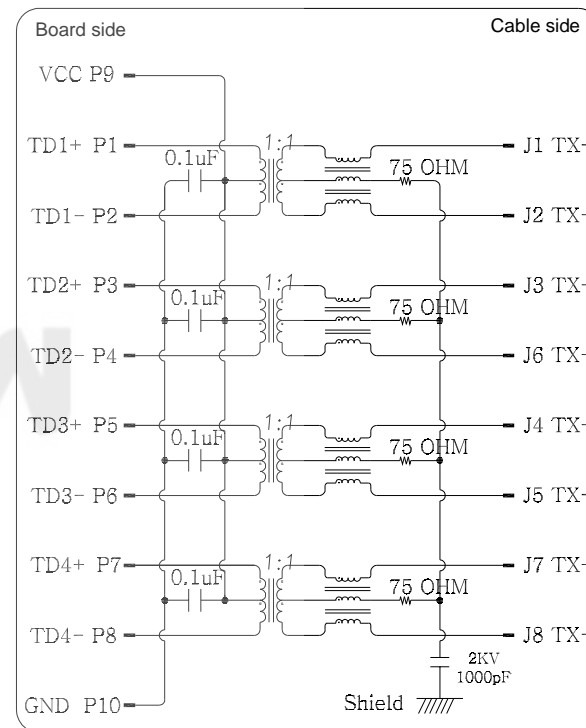
8.TURNS RATION 100KHz

- (P1-P2):(J1-J2)=1:1±%5
- (P3-P4):(J3-J6)=1:1±%5
- (P5-P6):(J4-J5)=1:1±%5
- (P7-P8):(J7-J8)=1:1±%5



SCHEMATIC FOR RJ45:

- 10/100/1000BASE-T
- WITH LED



TOLERANCE TABLE	SCALE	2.5:1	DRAWN	江蒙	DATE	2024/05/27	DWG. NO.	TITLE	REV.
	X. ± 0.30	X.° ± 3°	UNIT	mm	CHECK	李晨涛	DATE	2024/05/27	1
	.X ± 0.25	.X° ± 2°	SIZE	A4	APPROVE	朱宁静	DATE	2024/05/27	SHEET
	.XX ± 0.20								2/2
							600-0000-2448	TRANSFORMER JACK 10/100/1000BASE-T CUSTOMER DRAWING	
							PARTS NO.(INTENDED USE) JAADFXAXADFH		