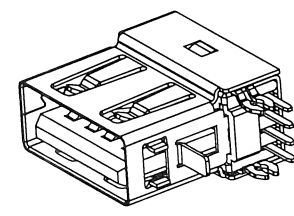
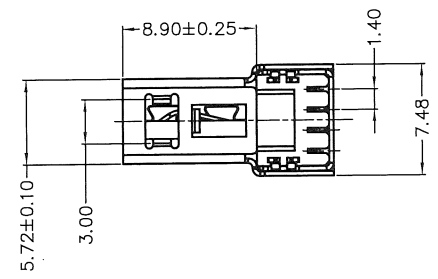
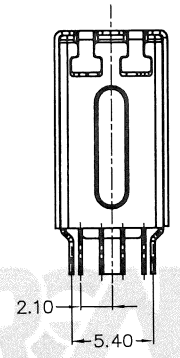
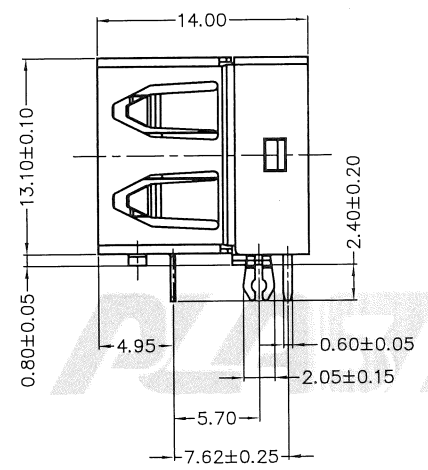
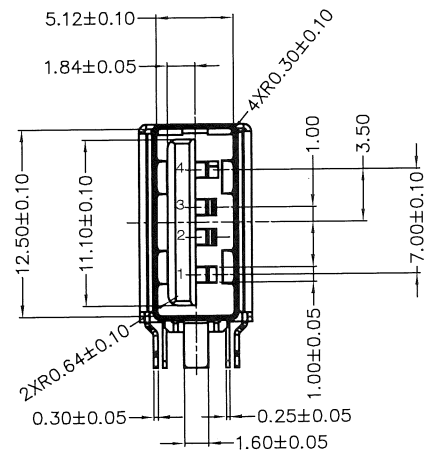


A B C D E

版次	ECN 编码	描述		设计/日期
1	EH19070048	初版发行		苏琴_2019/07/03
2	EL23020043	改前	改后	江蒙_2023/02/17
		增加公差标注		



3D VIEW.



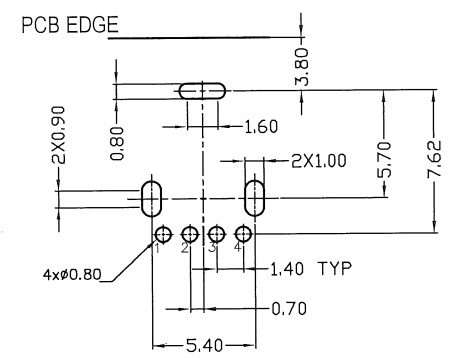
- NOTES: (Unless otherwise specified)
- Dimension shall be interpreted per ANSI Y14.5M.
 - Materials:
 - Insulator material: High Temperature Thermoplastic, UL 94V-0;Color:Natural.
 - Contact material: Copper alloy.
 - Cover material: Copper alloy.
 - Shell material: Copper alloy.
 - Current Rating: 1A per pin.
 - Voltage Rating: 5V AC/DC.
 - Working Temperature: 0°C~ 50°C.
 - Harmful material should be compliant to doc. "EI-0005" standards.
 - Product number matrix:

M A B E A 0 0 4 H X 0 0

4PIN
Tray

Plating Code:

Definition	Code
● Tin plated	A
● Gold plated	
flash B 5 u"	D 10 u" E
15 u" F 20 u"	G 30 u" J
● Duplex plating	
flash K 5 u"	M 10 u" N
15 u" P 20 u"	Q 30 u" U
● Standard: B	



RECOMMENDED PCB LAYOUT



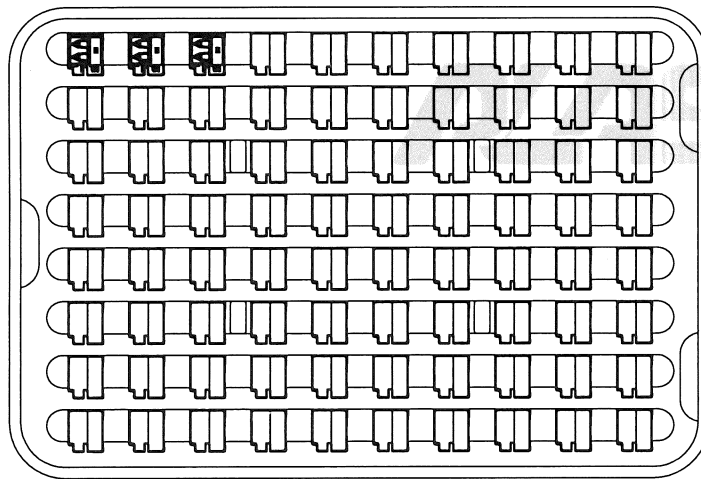
TOLERANCE TABLE	SCALE	2:1		DRAWN	江蒙		DATE	2023/02/17		DWG. NO.	600-0000-1973		TITLE	CUSTOMER DRAWING		REV.	2	
	X. ± 0.30	X.° ± 3°		UNIT	mm		CHECK	2023/02/17		PARTS NO.(INTENDED USE)	MABEA004HX00			SHEET		1/3		
	.X ± 0.25	.X° ± 2°		SIZE	A4		APPROVE	2023/02/17										
	.XX ± 0.20																	

A B C D E

A B C D E

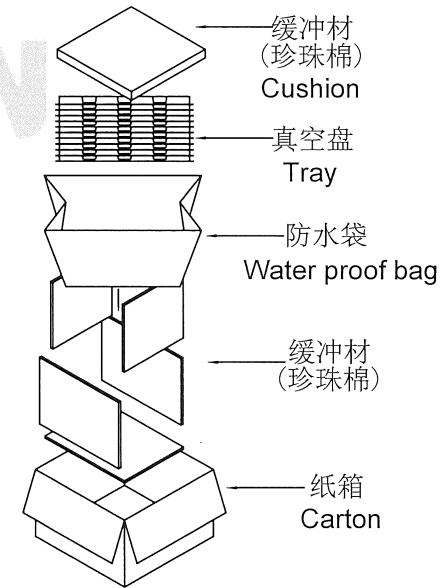
- 1) . 将成品一一放入真空盘内, 依同一方向放入
At same direction, put product onto the tray.
- 2) . 包装时, 如图所示.
Direction refers to below drawing.
- 3) . 每个真空盘放置数量如下表格.
Q'ty per tray as below table shown.

(示意图, 仅供参考)



VIEW-1

- 1) . 每个纸箱可放置真空盘数量如下表格.
Q'ty per carton as below table shown.
- 2) . 最上面一个真空盘作为上盖, 故不放置成品.
Put cover on the top tray to protect product.
- 3) . 每个人纸箱可放置产品数量如下表格.
Q'ty per carton as below table shown.
- 4) . 将装满成品的真空盘上下/左右/前后六个面各放置1块珍珠棉,
用PE带捆紧后放在塑胶袋内, 装完后再封箱.
Up and bottom of the trays with 1 pcs cardboard,
Bind the trays with PE tape and then put them into the poly bag.
Seal the carton with tape.



VIEW-2



TOLERANCE TABLE		SCALE 1:1	DRAWN 江蒙	DATE 2023/02/17	DWG. NO. 600-0000-1973		TITLE CUSTOMER DRAWING	REV. 2
X. ± 0.30	X.° ± 3°	UNIT mm	CHECK 李景涛	DATE 2023/02/17	PARTS NO.(INTENDED USE)			SHEET 2/3
.X ± 0.25	.X° ± 2°	SIZE A4	APPROVE 李景涛	DATE 2023/02/17	MABEA004HX00			

A B C D E

A

B

C

D

E

三.

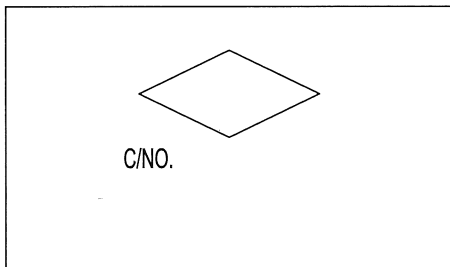
1). 用TAPE将纸箱封实.

Seal the carton with tape.

2). 将标签贴于纸箱侧面右上虚线框内 .

Put label on top right of the carton.

ITEM NO.	
Q'TY:	PCS.
N.W.:	KGS.
G.W.:	KGS.



VIEW-3

备注 (REMARK)

1. 若有未装满之零数箱, 必须以缓冲材塞满.
The unfilling-carton must be filled with assuagement.
2. 包装材料料号见下页.
The P/N of the packing material please follow next page.
3. 防水袋需用胶带贴实且封口.
Waterproof plastic bag must be folded up.
4. 装满成品后之外箱, 最大堆积箱数: 5箱.
About the box fully filled with products, the MAX accumulating quantity of boxes is 5.
5. 如需贴BAR-CODE, 请依BAR-CODE作业办法执行.
If barcode lable is required,do it according to the related barcode Lable operation standard.

产品料号 (Product No.)	包装数量 (Packing Quantity)		
	PCS/TRAY	TRAYS/CARTON	PCS/CARTON
MABEA004HX00	80	15	1200

	TOLERANCE TABLE		SCALE 1:1	DRAWN 江蒙	DATE 2023/02/17	DWG. NO. 600-0000-1973	TITLE CUSTOMER DRAWING	REV. 2
	X. ± 0.30	X.° ± 3°	UNIT mm	CHECK 李景涛	DATE 2023/02/17	PARTS NO.(INTENDED USE) MABEA004HX00		SHEET 3/3
	.X ± 0.25	.X° ± 2°	SIZE A4	APPROVE 李景涛	DATE 2023/02/17			
	.XX ± 0.20							

A

B

C

D

E