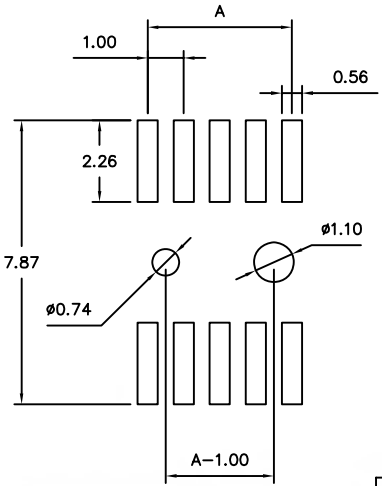
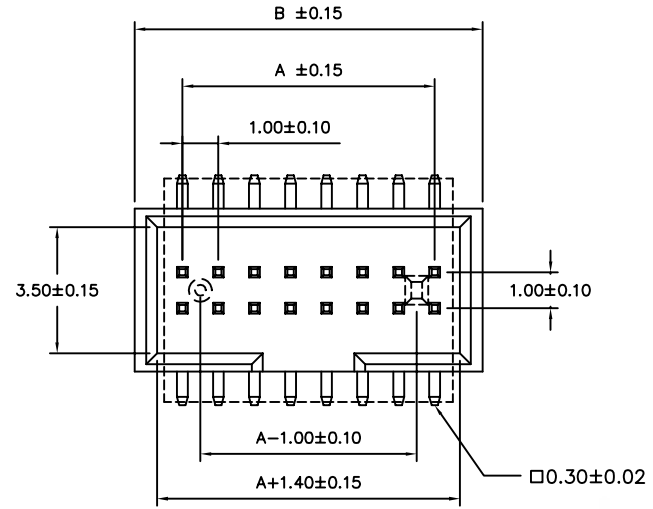


A B C D E

REV.	ECN NO.	APPD.
4	EW07020001	Gloria yang

Recommended P.C.B Layout
(PCB TOLERANCE ±0.05)



NOTES: (UNLESS OTHERWISE SPECIFIED)

- CURRENT RATING: 1 AMPERE.
- CONTACT RESISTANCE: 20 m ohms MAX. FOR INITIAL.
- DIELECTRIC WITHSTANDING VOLTAGE: 500V AC rms. PER ONE MINUTE.
- INSULATION RESISTANCE: 5000 M ohms MIN..
- HARMFUL MATERIAL SHOULD BE COMPLIANT TO DOC. "EI-0005" STANDARDS.
- PRODUCT NUMBER MATRIX:

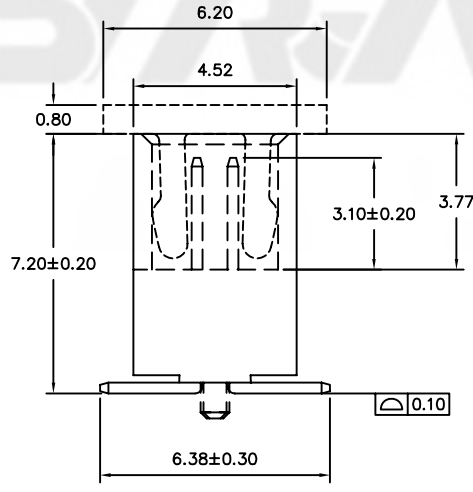
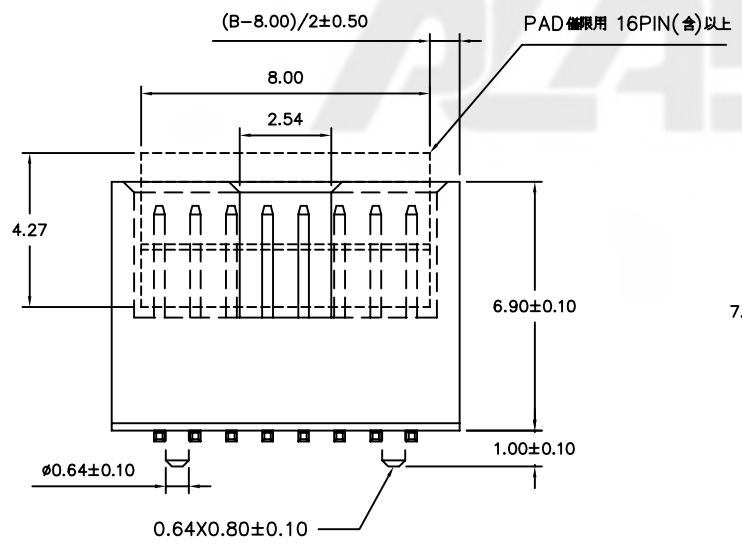
Pin type
Phosphor Bronze P

SXUS-XX-X-X-* NULL: TUBE(W/O PAD)
P: PAD+TUBE
R: PAD+REEL
0: W/O Locating peg
1: With Locating peg

Number of Contacts

Contact Plating

Definition	Code
⊙ Tin plated	A
⊙ Gold plated:	
flash B 15μ"	F
10μ" E 30μ"	J
⊙ Duplex plated	
flash K 15μ"	P
10μ" N 30μ"	U
⊙ Standard: B	
Prefix "V" means lead free plating	



64	31.00	33.65
62	30.00	32.65
60	29.00	31.65
58	28.00	30.65
56	27.00	29.65
54	26.00	28.65
52	25.00	27.65
50	24.00	26.65
48	23.00	25.65
46	22.00	24.65
44	21.00	23.65
42	20.00	22.65
40	19.00	21.65
38	18.00	20.65
36	17.00	19.65
34	16.00	18.65
32	15.00	17.65
30	14.00	16.65
28	13.00	15.65
26	12.00	14.65
24	11.00	13.65
22	10.00	12.65
20	9.00	11.65
18	8.00	10.65
16	7.00	9.65
14	6.00	8.65
12	5.00	7.65
10	4.00	6.65
Contacts No. of	A	B
	DIMENSIONS	



GENERAL TOLERANCE	XX. ± 0.50	XXX. ±	SCALE 1=1	ORIGINAL DRAWN 邱若婷	DATE 06/14/04'	DWG. NO. 600-0000-0259	TITLE CUSTOMER DRAWING 1.00P, SMD, BOX HEADER	REV. 4		
	X. ± 0.30	.XXX ±		UNIT MM	CHECK Emma shi			DATE 07'/02/01	PARTS NO.(INTENDED USE) SXUS-XX-X-X-*	SHEET 1/1
	.X ± 0.25	X.* ± 4'		SIZE A4	APPROVE Gloria yang			DATE 07'/02/01		
	.XX ± 0.20	.X* ± 4'								

A B C D E