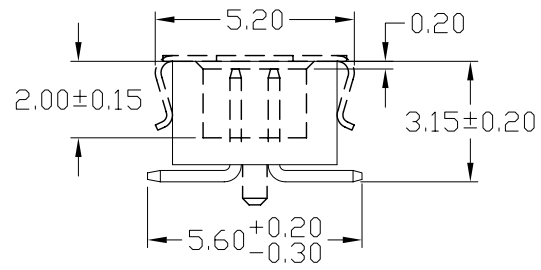
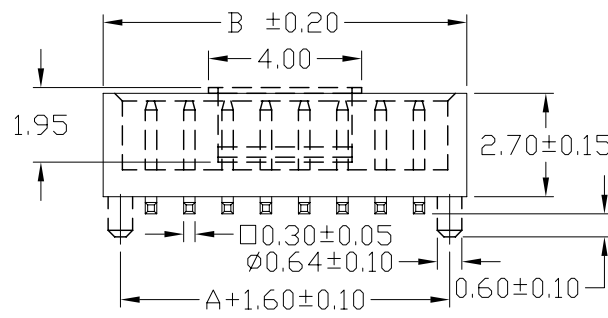
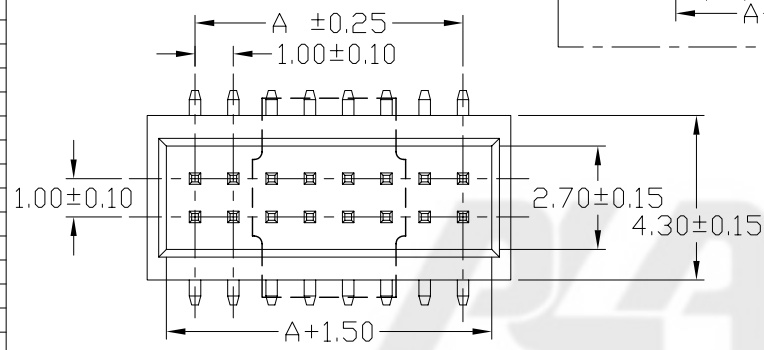
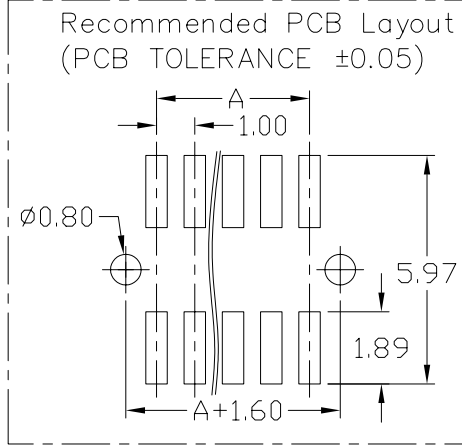


No. of Contacts	DIMENSIONS	
	A	B
08	3.00	5.50
10	4.00	6.50
12	5.00	7.50
14	6.00	8.50
16	7.00	9.50
18	8.00	10.50
20	9.00	11.50
22	10.00	12.50
24	11.00	13.50
26	12.00	14.50
28	13.00	15.50
30	14.00	16.50
32	15.00	17.50
34	16.00	18.50
36	17.00	19.50
38	18.00	20.50
40	19.00	21.50
42	20.00	22.50
44	21.00	23.50
46	22.00	24.50
48	23.00	25.50
50	24.00	26.50
52	25.00	27.50
54	26.00	28.50
56	27.00	29.50
58	28.00	30.50
60	29.00	31.50
62	30.00	32.50
64	31.00	33.50
66	32.00	34.50
68	33.00	35.50
70	34.00	36.50
72	35.00	37.50
74	36.00	38.50
76	37.00	39.50
78	38.00	40.50
80	39.00	41.50
82	40.00	42.50
84	41.00	43.50
86	42.00	44.50
88	43.00	45.50
90	44.00	46.50
92	45.00	47.50
94	46.00	48.50
96	47.00	49.50
98	48.00	50.50
A0(100)	49.00	51.50

No. of Contacts	DIMENSIONS	
	A	B
A2(102)	50.00	52.50
A4(104)	51.00	53.50
A6(106)	52.00	54.50
A8(108)	53.00	55.50
B0(110)	54.00	56.50
B2(112)	55.00	57.50
B4(114)	56.00	58.50
B6(116)	57.00	59.50
B8(118)	58.00	60.50
C0(120)	59.00	61.50



REV.	ECN NO.	DESCRIPTION	DRAWN	APPRD
1	CH08120014	初版發行	Tina Luo	Michael-H

- NOTES: (UNLESS OTHERWISE SPECIFIED)
1. INSERTION FORCE: 120gf MAX. PER CONTACT.
 2. WITHDRAWAL FORCE: 20gf MIN. PER CONTACT.
 3. DURABILITY: 50 CYCLES MIN..
 4. CONTACT RETENTION FORCE: 150gf MIN. PER CONTACT.
 5. CURRENT RATING: 1A
 6. CONTACT RESISTANCE: 20 m ohms MAX. FOR INITIAL.
 7. DIELECTRIC WITHSTANDING VOLTAGE: 500V AC rms. PER ONE MINUTE.
 8. INSULATION RESISTANCE: 5000 M ohms MIN..
 9. HARMFUL MATERIAL SHOULD BE COMPLIANT TO DOC. "EI-0005" STANDARDS.
 10. PRODUCT NUMBER MATRIX:

SPUSA-XX-X-X-S05-*
 Number of Contacts
 NULL:W/O MPAD
 E:MPAD+TUBE
 B:MPAD+REEL
 0:W/O Locating peg
 1:With Locating peg

Contact Plating

Definition	Code
◎ Tin plated	A
◎ Gold plated	
flash B	15u" F
10u"	30u" J
◎ Duplex plated:	
flash K	15u" P
10u"	30u" U
◎ Standard:	B



GENERAL TOLERANCE	XX. ± 0.50	XXX. ±	SCALE 1=1	ORIGINAL DRAWN Tina Luo	DATE 12/1'08	DWG. NO. 600-0000-0587	TITLE: CUSTOMER DRAWING FOR 1.0mm SMD BOX HEADER	REV. 1
	X. ± 0.30	.XXX ±						
	.X ± 0.25	X.° ± 4°						
	.XX ± 0.20	.X° ± 4°						
UNIT MM	CHECK	APPROVE Michael-H	DATE 12/1'08	PARTS NO. SPUSA-XX-X-X-S05-*	SHEET 1/1			