No. of Contacts	DIMENSIONS A	DIMENSIONS B
8	3.81	8.08
10	5.08	9.35
12	6.35	10.62
14	7.62	11.89
16	8.89	13.16
18	10.16	14.43
20	11.43	15.70
22	12.70	16.97
24	13.97	18.24
26	15.24	19.51
28	16.51	20.78
30	17.78	22.05
32	19.05	23.32
34	20.32	24.59
36	21.59	25.86
38	22.86	27.13
40	24.13	28.40
42	25.40	29.67
44	26.67	30.94
46	27.94	32.21
48	29.21	33.48
50	30.48	34.75
52	31.75	36.02
54	33.02	37.29
56	34.29	38.56
58	35.56	39.83
60	36.83	41.10
62	38.10	42.37
64	39.37	43.64
66	40.64	44.91
68	41.91	46.18
70	43.18	47.45
72	44.45	48.72
74	45.72	49.99
76	46.99	51.26
78	48.26	52.53
80	49.53	53.80
82	50.80	55.07
84	52.07	56.34
86	53.34	57.61
88	54.61	58.88
90	55.88	60.15
92	57.15	61.42
94	58.42	62.69
96	59.69	63.96
98	60.96	65.23
100	62.23	66.50

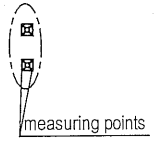

DETAIL A
SCALE 2:1

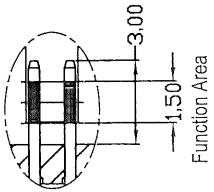

DETAIL B
SCALE 2:1

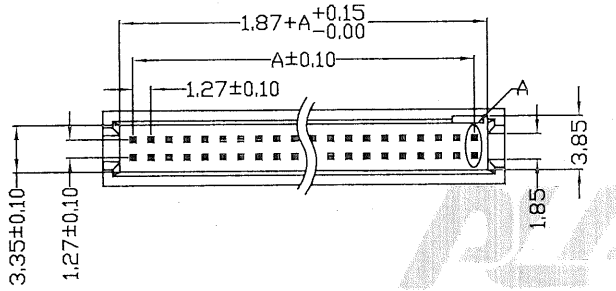

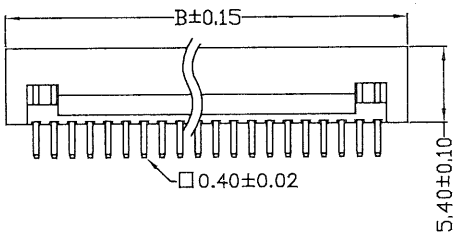

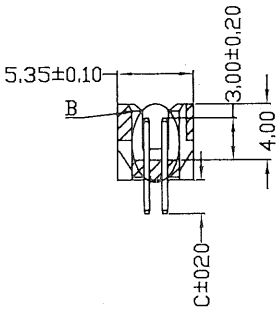

版次	ECN 编码	描述		设计/日期
		改前	改后	
3	EW15050058	/	First issue	Yang Lin_2015/05/20
4	EL21120143	/	更换新图框	Lisa Lin_2021/12/28

NOTES: (UNLESS OTHERWISE SPECIFIED)

1. DIMENSION SHALL BE INTERPRETED PER ANSI Y14.5M-1994.
2. CURRENT RATING: 1 AMPERE.
3. RATING VOLTAGE: 30V AC.
4. DURABILITY: 50 CYCLES MIN.
5. CONTACT RESISTANCE: 20 m ohms MAX, INITIAL.
6. DIELECTRIC WITHSTANDING VOLTAGE: 500V AC rms./MINUTE.
7. INSULATION RESISTANCE: 5000 Megohms MIN.
8. MATERIAL: HIGH TEMPERATURE THEMOPLASTIC, UL 94V-0, Color : Black
   Contact Material: Copper Alloy
9. HARMFUL MATERIAL SHOULD BE COMPLIANT TO
   DOC. "EI-0005" STANDARDS.
10. PRODUCT NUMBER MATRIX: XOSA-XXS-X-C

Pin type

Brass	L
Brass(Reel)	B
Phosphor Bronze	P
✪Standard: L	

Number of Contacts

Straight

Contact Plating

Definition			Code
✪ Gold plated:			
flash	B	15μ"	F
10μ"	E	30μ"	J
✪Standard: B			
✪Prefix "V" means lead free plating.			

Recommended PCB Layout
(PCB TOLERANCE ±0.05)

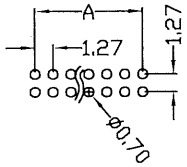

TOLERANCE TABLE	
X. ± 0.30	X.° ± 3°
.X ± 0.25	.X° ± 2°
.XX ± 0.20	

SCALE 2:1	DRAWN	Lisa Lin	DATE	2021/12/28	DWG. NO. 600-0000-1440
UNIT mm	CHECK	李晨涛	DATE	2021/12/28	PARTS NO.(INTENDED USE) XOSA-XXS-X-C
SIZE A4	APPROVE	石建刚	DATE	2021/12/28	

TITLE: CUSTOMER DRAWING

REV. 4

SHEET 1/1