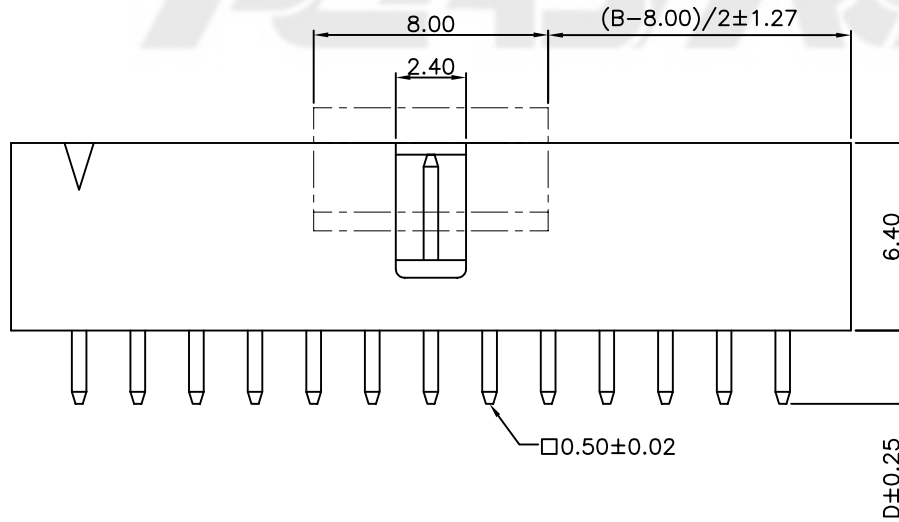
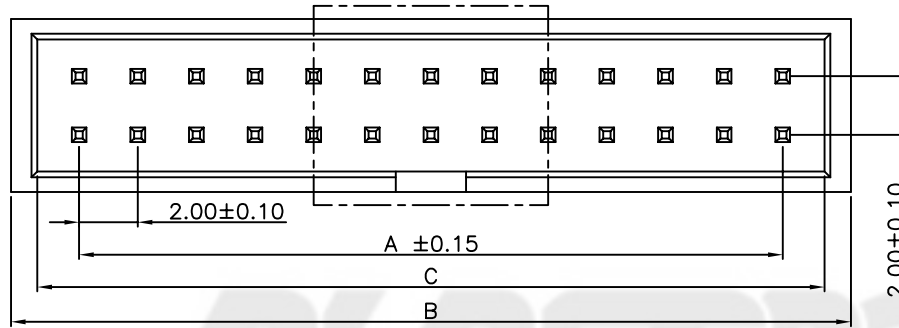
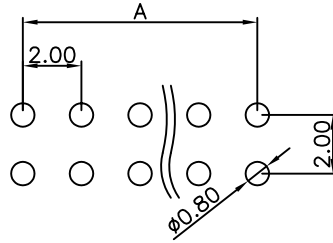


No. of Contacts	DIMENSIONS		
	A	B	C
08	6.00	10.65	8.85
10	8.00	12.65	10.85
12	10.00	14.65	12.85
14	12.00	16.65	14.85
16	14.00	18.65	16.85
18	16.00	20.65	18.85
20	18.00	22.65	20.85
24	22.00	26.65	24.85
26	24.00	28.65	26.85
30	28.00	32.65	30.85
32	30.00	34.65	32.85
34	32.00	36.65	34.85
40	38.00	42.65	40.85
44	42.00	46.65	44.85
50	48.00	52.65	50.85
60	58.00	62.65	60.85
64	62.00	66.65	64.85

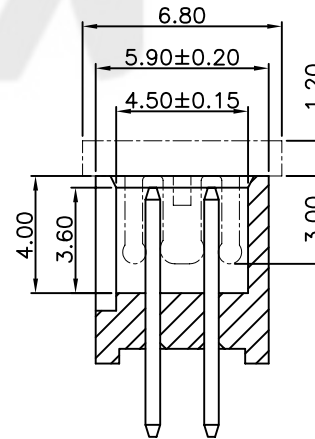
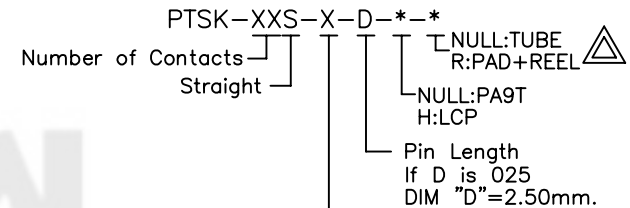
Recommended PCB Layout  
(PCB TOLERANCE  $\pm 0.05$ )



Rev.	ECN Number	Description	Drawn
5	CH11120027	新增無鹵料號及新增S02規格	羅繼明_12/05'11
6	CH12050048	新增REEL包裝	羅繼明_05/08'12

NOTES: (UNLESS OTHERWISE SPECIFIED)

- CONTACT RETENTION FORCE: 300g MIN. PER CONTACT.
- DURABILITY: 50 CYCLES MIN..
- CURRENT RATING: 1 AMPERE.
- RATING VOLTAGE: 30V A/DC.
- CONTACT RESISTANCE: 20 m ohms MAX. FOR INITIAL.
- DIELECTRIC WITHSTANDING VOLTAGE: 500V AC rms. PER ONE MINUTE.
- INSULATION RESISTANCE: 5000 M ohms MIN..
- HARMFUL MATERIAL SHOULD BE COMPLIANT TO DOC. "EI-0005" STANDARDS.
- DIMENSION SHALL BE INTERPRETED PER ANSI Y14.5M-1994.
- PART NUMBER MATRIX:



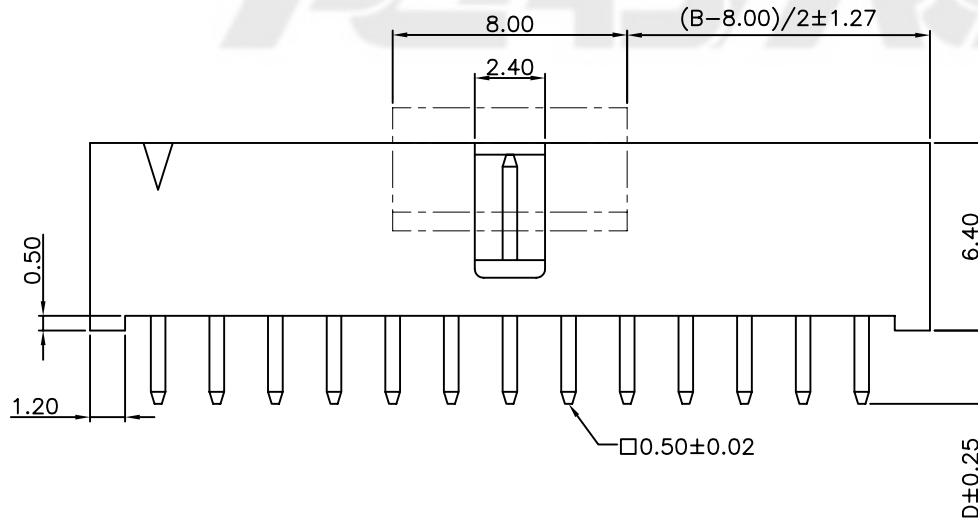
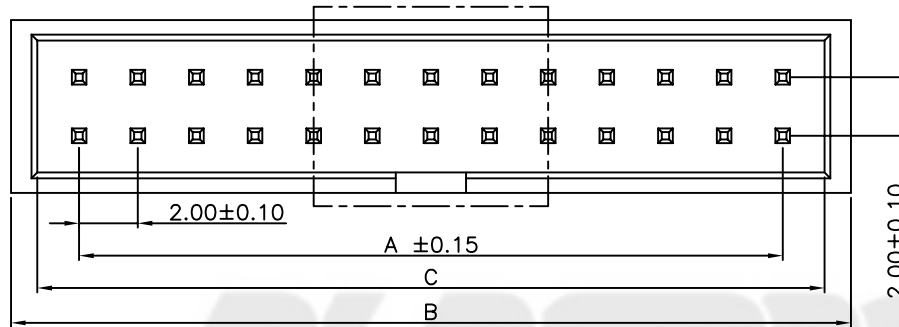
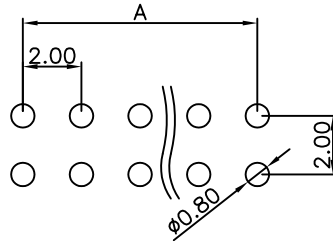
Contact Plating

Definition	Code
◎ Tin plated:	A
◎ Gold plated:	
flash B 15μ"	F
10μ" E 30μ"	J
◎Duplex plating:	
flash K 15μ"	P
10μ" N 30μ"	U
◎Standard: B	
◎All plating are lead free.	

 PLASTRON TECHNOLOGY (SHEN ZHEN) CO., LTD.	GENERAL TOLERANCE		SCALE 1:1	ORIGINAL DRAWN 江坤容	DATE 02/18'02	DWG. NO. 600-0000-0068	TITLE CUSTOMER DRAWING	REV. 6
	XX. ±	XXX. ±	UNIT MM	CHECK Lane Sun	DATE 05/08'12			PARTS NO.(INTENDED USE) PTSK-XXS-X-D-*-*
	X. ± 0.30	.XXX ±	SIZE A4	APPROVE Lane Sun	DATE 05/08'12			
	.X ± 0.25	X.* ± 3°						
	.XX ± 0.20	.X.* ± 2°						

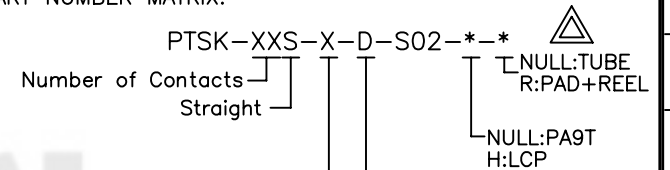
No. of Contacts	DIMENSIONS		
	A	B	C
08	6.00	10.65	8.85
10	8.00	12.65	10.85
12	10.00	14.65	12.85
14	12.00	16.65	14.85
16	14.00	18.65	16.85
18	16.00	20.65	18.85
20	18.00	22.65	20.85
24	22.00	26.65	24.85
26	24.00	28.65	26.85
30	28.00	32.65	30.85
32	30.00	34.65	32.85
34	32.00	36.65	34.85
40	38.00	42.65	40.85
44	42.00	46.65	44.85
50	48.00	52.65	50.85
60	58.00	62.65	60.85
64	62.00	66.65	64.85

Recommended PCB Layout  
(PCB TOLERANCE  $\pm 0.05$ )



NOTES: (UNLESS OTHERWISE SPECIFIED)

- CONTACT RETENTION FORCE: 300g MIN. PER CONTACT.
- DURABILITY: 50 CYCLES MIN..
- CURRENT RATING: 1 AMPERE.
- RATING VOLTAGE: 30V A/DC.
- CONTACT RESISTANCE: 20 m ohms MAX. FOR INITIAL.
- DIELECTRIC WITHSTANDING VOLTAGE: 500V AC rms. PER ONE MINUTE.
- INSULATION RESISTANCE: 5000 M ohms MIN..
- HARMFUL MATERIAL SHOULD BE COMPLIANT TO DOC. "EI-0005" STANDARDS.
- DIMENSION SHALL BE INTERPRETED PER ANSI Y14.5M-1994.
- PART NUMBER MATRIX:



Contact Plating

Definition	Code	
◎ Tin plated:	A	
◎ Gold plated:		
flash	B	15μ" F
10μ"	E	30μ" J
◎ Duplex plating:		
flash	K	15μ" P
10μ"	N	30μ" U
◎ Standard:	B	
◎ All plating are	lead free.	



GENERAL TOLERANCE	
XX. ±	XXX. ±
X. ± 0.30	.XXX ±
.X ± 0.25	X.* ± 3°
.XX ± 0.20	.X.* ± 2°

SCALE	1:1
UNIT	MM
SIZE	A4



ORIGINAL DRAWN	江坤容
CHECK	Lane Sun
APPROVE	Lane Sun

DATE	02/18'02
DATE	05/08'12
DATE	05/08'12

DWG. NO.	600-0000-0068
PARTS NO.(INTENDED USE)	PTS-K-XXS-X-D-S02-*-*

TITLE	CUSTOMER DRAWING
-------	------------------

REV.	6
SHEET	2/2