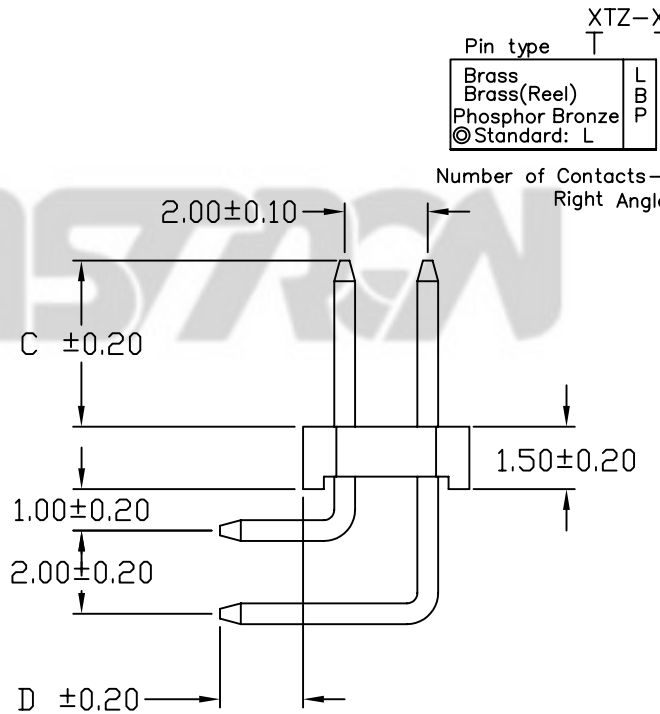
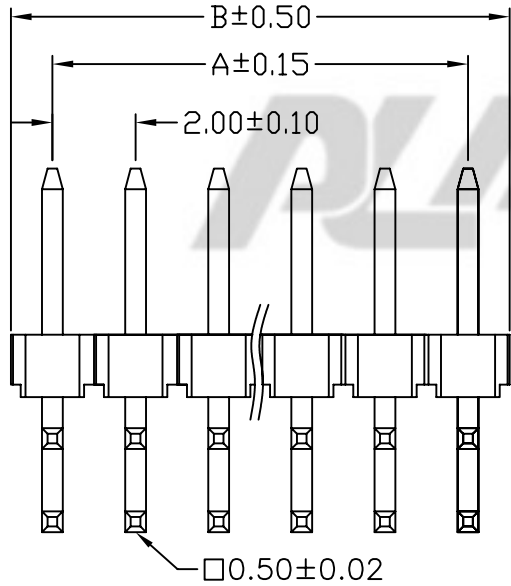
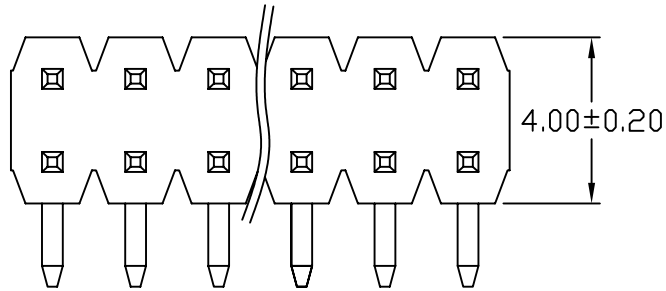


| No. of Contacts | DIMENSIONS | |
|-----------------|------------|-------|
| | A | B |
| 4 | 2.00 | 4.00 |
| 6 | 4.00 | 6.00 |
| 8 | 6.00 | 8.00 |
| 10 | 8.00 | 10.00 |
| 12 | 10.00 | 12.00 |
| 14 | 12.00 | 14.00 |
| 16 | 14.00 | 16.00 |
| 18 | 16.00 | 18.00 |
| 20 | 18.00 | 20.00 |
| 22 | 20.00 | 22.00 |
| 24 | 22.00 | 24.00 |
| 26 | 24.00 | 26.00 |
| 28 | 26.00 | 28.00 |
| 30 | 28.00 | 30.00 |
| 32 | 30.00 | 32.00 |
| 34 | 32.00 | 34.00 |
| 36 | 34.00 | 36.00 |
| 38 | 36.00 | 38.00 |
| 40 | 38.00 | 40.00 |
| 42 | 40.00 | 42.00 |
| 44 | 42.00 | 44.00 |
| 46 | 44.00 | 46.00 |
| 48 | 46.00 | 48.00 |
| 50 | 48.00 | 50.00 |
| 52 | 50.00 | 52.00 |
| 54 | 52.00 | 54.00 |
| 56 | 54.00 | 56.00 |
| 58 | 56.00 | 58.00 |
| 60 | 58.00 | 60.00 |
| 62 | 60.00 | 62.00 |
| 64 | 62.00 | 64.00 |
| 66 | 64.00 | 66.00 |
| 68 | 66.00 | 68.00 |
| 70 | 68.00 | 70.00 |
| 72 | 70.00 | 72.00 |
| 74 | 72.00 | 74.00 |
| 76 | 74.00 | 76.00 |
| 78 | 76.00 | 78.00 |
| 80 | 78.00 | 80.00 |

| Rev. | ECN Number | Description | Drawn/Date |
|------|------------|--------------|--------------------|
| 6 | EW15070046 | 發文專用圖面, 初次發行 | Yang.Liu 07/23' 15 |

- NOTES: (UNLESS OTHERWISE SPECIFIED)
- DIMENSION SHALL BE INTERPRETED PER ANSI Y14.5M-1994.
 - CURRENT RATING: 1 AMPERE.
 - RATING VOLTAGE: 30V AC.
 - DURABILITY: 50 CYCLES MIN.
 - CONTACT RESISTANCE: 20 m Ohms MAX, INITIAL.
 - DIELECTRIC WITHSTANDING VOLTAGE: 500V AC rms./MINUTE.
 - INSULATION RESISTANCE: 5000 MegOhms MIN.
 - INSULATOR MATERIAL: HIGH TEMPERATURE THERMOPLASTIC; UL 94V-0, Color : Black
CONTACT MATERIAL: Copper Alloy
 - OPERATING TEMPERATURE: -40° C ~ +105° C.
 - HARMFUL MATERIAL SHOULD BE COMPLIANT TO DOC. "EI-0005" STANDARDS.
 - PRODUCT NUMBER MATRIX:



Pin type
 Brass
 Brass(Reel)
 Phosphor Bronze
 ◎Standard: L

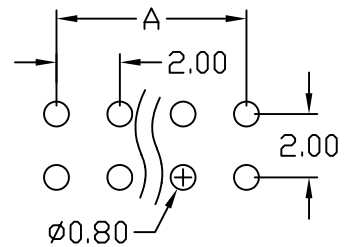
XTZ-XXR1-X-C/D-*
 Empty: 低溫料
 F: 高溫料

Number of Contacts
 Right Angle

Contact Plating

| Definition | Code |
|-------------------|------|
| ◎ Tin plated: | A |
| ◎ Gold plated: | |
| flash B 15μ" | F |
| 10μ" E 30μ" | J |
| ◎ Duplex plating: | |
| flash K 15μ" | P |
| 10μ" N 30μ" | U |
| ◎Standard: B | |

Recommended PCB Layout
 (PCB TOLERANCE ±0.05)



| | | | | | | | | |
|---|-------------------|---------|-----------|-------------------------|----------------|------------------------|------------------------|---|
| PLASTRON TECHNOLOGY (SHEN ZHEN) CO., LTD. | GENERAL TOLERANCE | | SCALE 1:1 | ORIGINAL DRAWN Yang.Liu | DATE 07/23 '15 | DWG. NO. 600-0000-1413 | TITLE CUSTOMER DRAWING | REV 6 |
| | UNIT MM | | SIZE A4 | CHECK Gavin.Gao | DATE 07/23 '15 | | | PARTS NO. (INTENDED USE) XTZ-XXR1-X-C/D-* |
| | .X ± 0.30 | .X° ±3° | | APPROVE Gavin.Gao | DATE 07/23 '15 | | | |
| | .XX ± 0.15 | .X° ±2° | | | | | | |