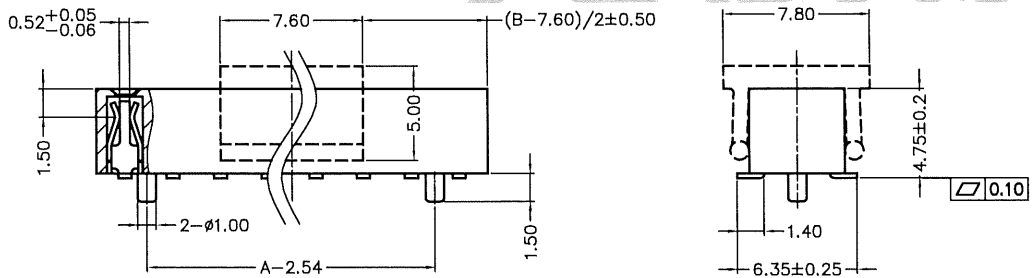
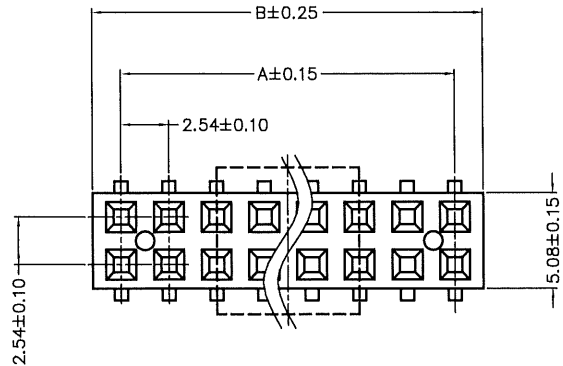


No. of Contacts	DIMENSIONS	
	A	B
4	2.54	5.58
6	5.08	8.12
8	7.62	10.66
10	10.16	13.20
12	12.70	15.74
14	15.24	18.28
16	17.78	20.82
18	20.32	23.36
20	22.86	25.90
22	25.40	28.44
24	27.94	30.98
26	30.48	33.52
28	33.02	36.06
30	35.56	38.60
32	38.10	41.14
34	40.64	43.68
36	43.18	46.22
38	45.72	48.76
40	48.26	51.30
42	50.80	53.84
44	53.34	56.38
46	55.88	58.92
48	58.42	61.46
50	60.96	64.00
52	63.50	66.54
54	66.04	69.08
56	68.58	71.62
58	71.12	74.16
60	73.66	76.70
62	76.20	79.24
64	78.74	81.78
66	81.28	84.32
68	83.82	86.86
70	86.36	89.40
72	88.90	91.94
74	91.44	94.48
76	93.98	97.02
78	96.52	99.56
80	99.06	102.10



PLASTREN

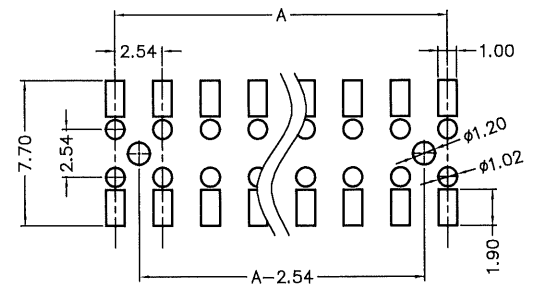
版次	ECN 编码	描述		设计/日期
7	EH20060004	改前	改后	苏琴_2020/06/03
		增加4pin规格		

- NOTES: (Unless otherwise specified)
- Dimension shall be interpreted per ANSI Y14.5M.
  - Materials:  
Insulator material: High Temperature Thermoplastic, UL 94V-0; Color: Black.  
Contact material: Phosphor Bronze.
  - Current Rating: 3 A.
  - Voltage Rating: 30V AC/DC.
  - Working Temperature: -40°C ~ +105°C.
  - Harmful material should be compliant to doc. "EI-0005" standards.
  - Product number matrix:

SPBFZ-XX-X-X-S01-X-X

Number of contacts: [ ]  
 Contact Plating: [ ]  
 R: Reel+PAD  
 P: Tube+PAD  
 G: Tube  
 NULL: PA9T  
 H: LCP  
 0: Without locating peg  
 1: With locating peg

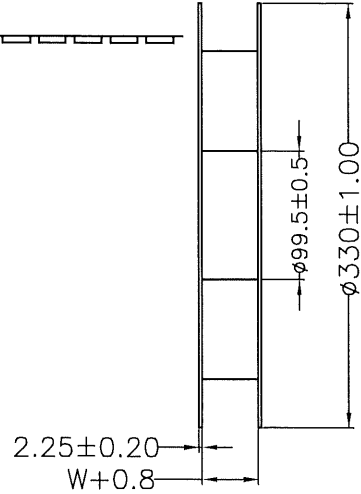
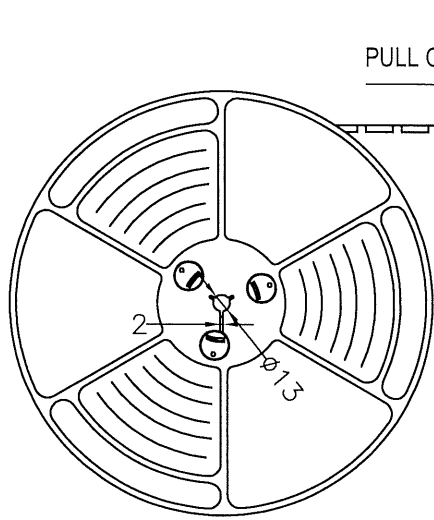
Definition	Code
● Tin plated	A
● Gold plated	
flash B	5 u" D 10u" E
15u" F	20u" G 30u" J
● Duplex plating	
flash K	5 u" M 10u" N
15u" P	20u" Q 30u" U
● Standard: B	



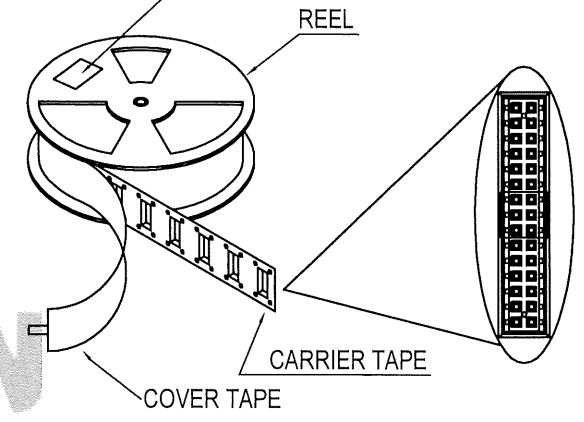
RECOMMENDED PCB LAYOUT

	TOLERANCE TABLE		SCALE	2.5:1	DRAWN	苏琴	DATE	2020/06/03	DWG. NO.	600-0000-1230	TITLE	REV.
	X. ± 0.30	X.° ± 3°	UNIT	mm	CHECK	朱文	DATE	2020/06/03				
	.X ± 0.20	.X° ± 2°	SIZE	A4	APPROVE	朱文	DATE	2020/06/03	SPBFZ-XX-X-X-S01-X-X	1/5		
	.XX ± 0.10											

A B C D E

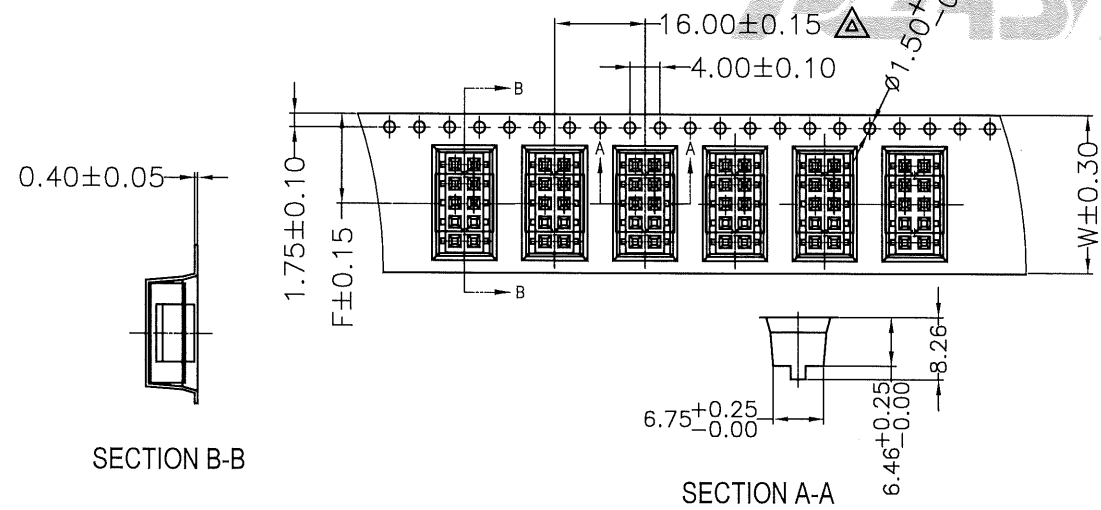


标签粘贴处 (朝卷装包材的小定位孔一侧)  
Location of label sticking (label at small positioning hole of the carrier tape side).



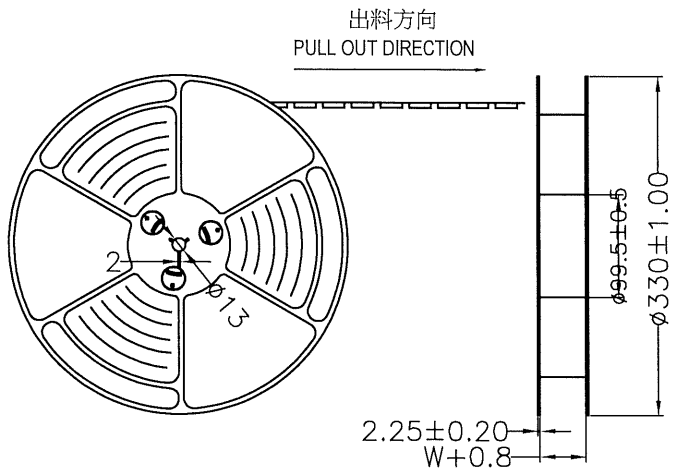
VIEW 1

VIEW 2

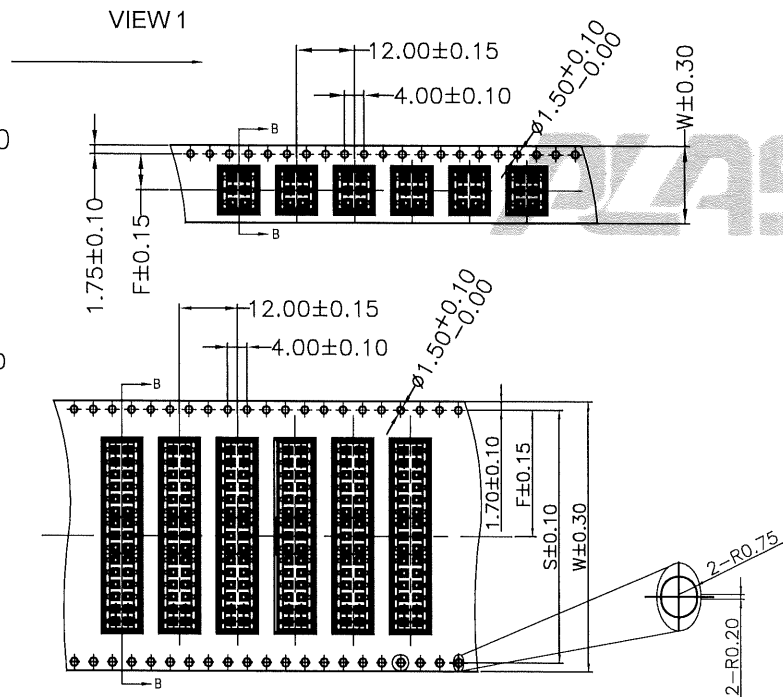
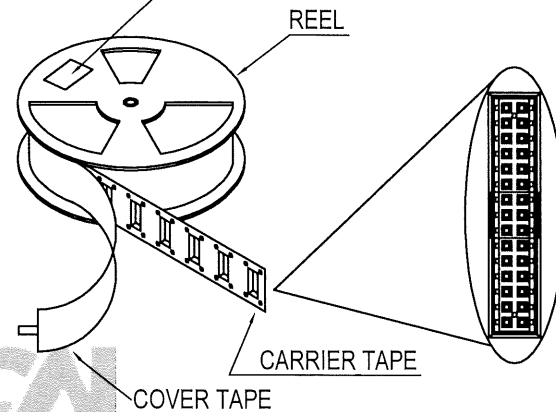


30	56.0	52.4	28.2	800	3	2400
10	24.0	—	11.5	500	7	3500
06	16.0	—	7.5	900	10	9000
PIN NO.	W	S	F	PCS/REEL	REEL/CARTON	PCS/CARTON
DIM				包装容量 (PACKING CAPACITY)		

	TOLERANCE TABLE		SCALE 1:1	DRAWN 苏琴	DATE 2020/06/03	DWG. NO. 600-0000-1230	TITLE CUSTOMER DRAWING	REV. 7
	X. $\pm$ 0.30	X.° $\pm$ 3°	UNIT mm	CHECK 朱	DATE 2020/06/03			PARTS NO.(INTENDED USE) SPBFZ-XX-X-1-S01-X-X
	.X $\pm$ 0.25	.X° $\pm$ 2°	SIZE A4	APPROVE 朱	DATE 2020/06/03			
	.XX $\pm$ 0.20							



标签粘贴处 (朝卷装包材的小定位孔一侧)  
Location of label sticking (label at small positioning hole of the carrier tape side).



VIEW 2

30	56.0	52.4	28.2	800	3	2400
10	24.0	—	11.5	500	7	3500
06	16.0	—	7.5	900	10	9000
PIN NO.	W	S	F	PCS/REEL	REEL/CARTON	PCS/CARTON
DIM				包装容量 (PACKING CAPACITY)		



TOLERANCE TABLE	
X. ± 0.30	X.° ± 3°
.X ± 0.25	.X° ± 2°
.XX ± 0.20	

SCALE	1:1
UNIT	mm
SIZE	A4

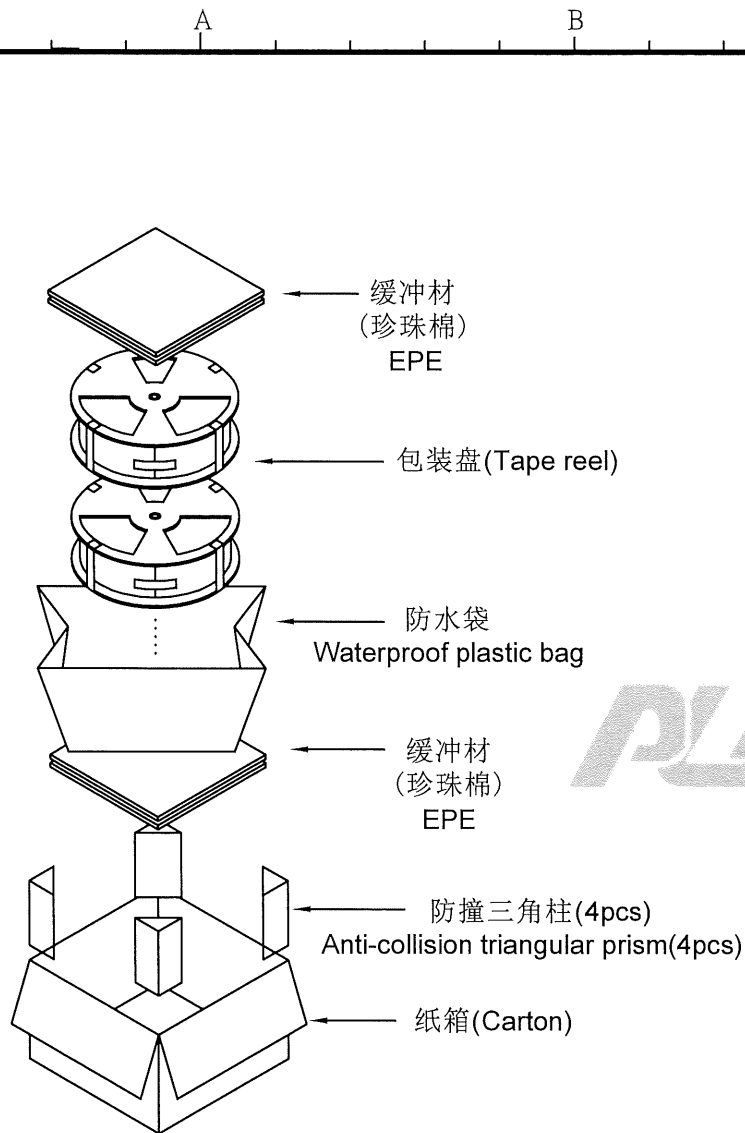
DRAWN	苏琴
CHECK	朱静
APPROVE	朱同

DATE	2020/06/03
DATE	2020/06/03
DATE	2020/06/03

DWG. NO.	600-0000-1230
PARTS NO.(INTENDED USE)	SPBFZ-XX-X-0-S01-X-X

TITLE	CUSTOMER DRAWING
-------	------------------

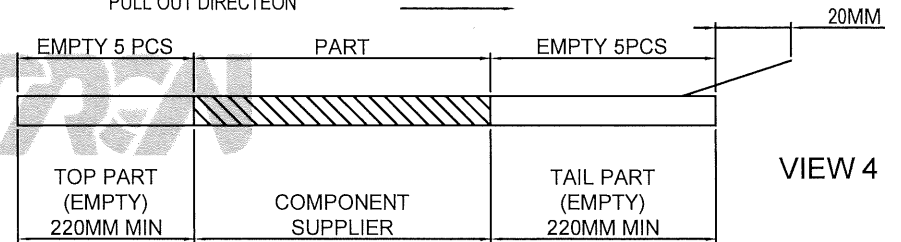
REV.	7
SHEET	3/5



VIEW 3

NOTES

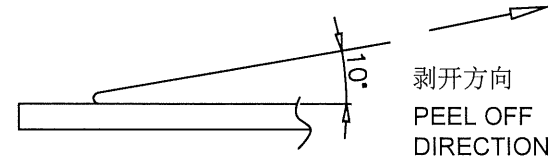
- 1.每卷包装数量及每箱装箱数量如上表格。  
Packing q'ty of each reel & carton as up table shown.
- 2.以上胶带覆盖下包装带经包装机热熔包装  
Use cover tape to cover and hot melt machine to seal up.
- 3.每个纸箱放2个珍珠棉  
Every carton use 2pcs EPE.
- 4.将装满产品的卷盘放入纸箱并以胶带封口  
Put reels in the carton and use adhesive tape to seal up.
- 5.带子引导长度  
LEAD TAPE LENGTH  
出料方向  
PULL OUT DIRECTEON



VIEW 4

- 6.上带剥拉力为：0.1~1.3N(10.2gf~130gf)  
PEELING OFF FORCE OF TOP TAPE:0.1~1.3N(10.2gf~130gf)  
出货运输过程中一定要注意：  
THIS REQUIREMENT SHOULD BE APPLIED AT SHIPMENT:  
卷带在运输过程中不能散开  
PEELING OFF SHOULD NOT BE ALLOWED DURING TRANSPORTATION

VIEW 5



剥开方向  
PEEL OFF  
DIRECTION



TOLERANCE TABLE	SCALE 1:1		DRAWN	苏琴	DATE	2020/06/03	DWG. NO. 600-0000-1230	TITLE CUSTOMER DRAWING	REV. 7
	X. ± 0.30	X.° ± 3°	CHECK	牛梓	DATE	2020/06/03			PARTS NO.(INTENDED USE) SPBFZ-XX-X-X-S01-X-X
	.X ± 0.25	.X° ± 2°	SIZE	APPROVE	DATE	2020/06/03			
	.XX ± 0.20		A4						

1).将标签贴于纸箱右侧上方.

Stick the needful label On the up-right corner of the side of carton.



VIEW 6

备 注 (REMARK)

1. 若有未装满之零数箱,必须以缓冲材塞满.  
The unfilling-carton must be filled with assuagement.
2. 包装材料料号见下页.  
The P/N of the packing material please follow next page.
3. 防水袋需用胶带贴实且封口.  
Waterproof plastic bag must be folded up.
4. 装满成品后之外箱,最大堆积箱数:5箱  
About the box fully filled with products, the MAX accumulating quantity of boxes is 5.
5. 如需贴Bar-code,请依Bar-code作业办法执行  
If barcode lable is required,do it according to the related barcode lable operation standard

包装明细表 (The detail of the packing)

材料名称 (Name)	料号 (P/N)	重量 (N.W.,KG)	用量 (Q'TY)
纸箱(CARTON)	C018	0.543	1 Pcs
防水袋(PE Page)	080-0012-038	0.045	1 Pcs
珍珠棉(EPE)	080-0030-834	0.041	2 Pcs
Carrier Tape (For 06 Pin)	CA238	-----	34M/Carton
Carrier Tape	051-00XX-0893	-----	31M/Carton
Plastic Reel(轴心)	PR001	0.0324	10 Pcs
Plastic Reel(轴心) (For 30 Pin)	PR005	0.0400	3 Pcs
Cover Type (For 06 Pin)	CTA001	-----	36M/Carton
Cover Type (For 30 Pin)	CTA005	-----	33M/Carton
Reel 13"	---	0.1205	Optional

备注: 051-00XX-0893

No. OF CONTACTS

	TOLERANCE TABLE		SCALE 1:1	DRAWN 苏琴	DATE 2020/06/03	DWG. NO. 600-0000-1230	TITLE CUSTOMER DRAWING	REV. 7
	X. ± 0.30	X.° ± 3°	UNIT mm	CHECK 朱建	DATE 2020/06/03			PARTS NO.(INTENDED USE) SPBFZ-XX-X-X-S01-X-X
	.X ± 0.25	.X° ± 2°	SIZE A4	APPROVE 陆国生	DATE 2020/06/03			
	.XX ± 0.20							