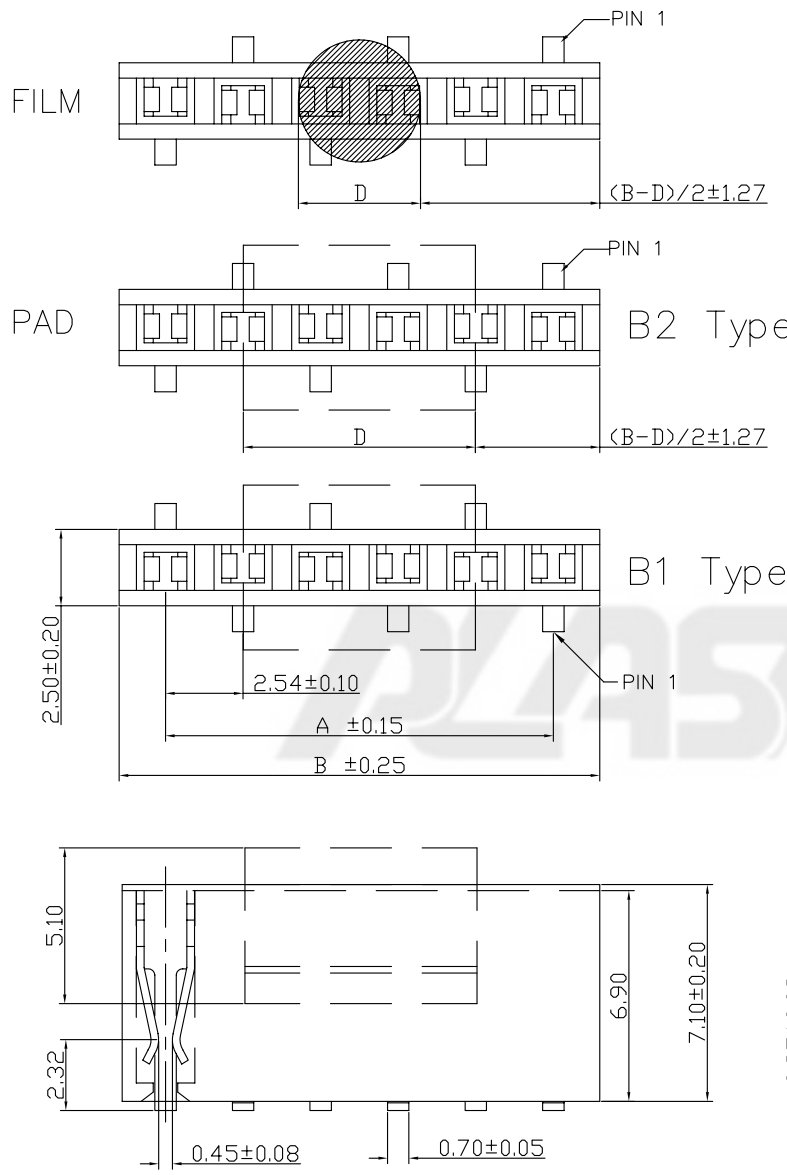


No. of Contacts	DIMENSIONS		REMARK (備註)
	A	B	
3	5.08	8.12	○
4	7.62	10.66	○
5	10.16	13.20	○
6	12.70	15.74	○
7	15.24	18.28	○
8	17.78	20.82	○
9	20.32	23.36	○
10	22.86	25.90	○
11	25.40	28.44	○
12	27.94	30.98	○
13	30.48	33.52	○
14	33.02	36.06	○
15	35.56	38.60	○
16	38.10	41.14	○
17	40.64	43.68	○
18	43.18	46.22	○
19	45.72	48.76	○
20	48.26	51.30	○
21	50.80	53.84	○
22	53.34	56.38	○
23	55.88	58.92	○
24	58.42	61.46	○
25	60.96	64.00	○
26	63.50	66.54	○
27	66.04	69.08	○
28	68.58	71.62	○
29	71.12	74.16	○
30	73.66	76.70	○
31	76.20	79.24	○
32	78.74	81.78	○
33	81.28	84.32	○
34	83.82	86.86	○
35	86.36	89.40	○
36	88.90	91.94	○
37	91.44	94.48	○
38	93.98	97.02	○
39	96.52	99.56	○
40	99.06	102.1	○



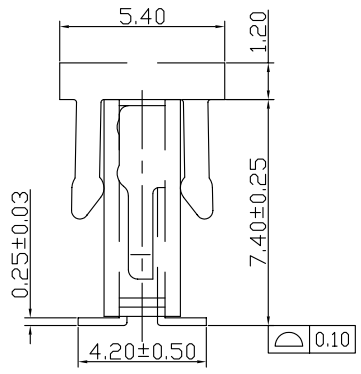
Rev.	ECN Number	Description	Drawn
3	EC2-530130	Add packing spec	陳美竹_03/11'05
4	CH12030055	Renovate Drawing	Kevin_03/05'12

- NOTES: (UNLESS OTHERWISE SPECIFIED)
1. DIMENSION SHALL BE INTERPRETED PER ANSI Y14.5M-1994.
  2. INSERTION FORCE: 300gf MAX. PER CONTACT.
  3. WITHDRAW FORCE: 20gf MIN. PER CONTACT.
  4. DURABILITY: 50 CYCLES MIN..
  5. CONTACT RETENTION FORCE: 350gf MIN. PER CONTACT.
  6. CURRENT RATING: 1 AMPERE.
  7. CONTACT RESISTANCE: 20 m ohms MAX. FOR INITIAL.
  8. DIELECTRIC WITHSTANDING VOLTAGE: 500V AC rms. PER ONE MINUTE.
  9. INSULATION RESISTANCE: 1000 M ohms MIN..
  10. HARMFUL MATERIAL SHOULD BE COMPLIANT TO DOC. "EI-0005".
  11. PRODUCT NUMBER MATRIX:

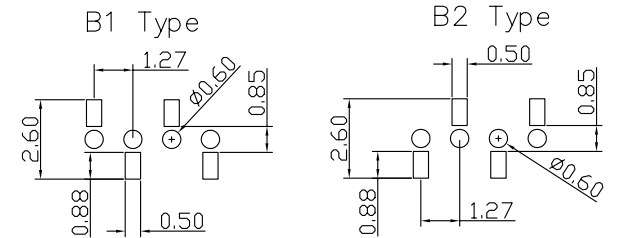
SPGFAY-XX-BX-X-\*  
 NULL: TUBE(W/O FILM,PAD)  
 P: PAD+TUBE  
 R: PAD+REEL  
 C: FILM+REEL  
 F: FILM+TUBE  
 K: REEL(W/O FILM,PAD)

Number of Contacts  
 B1 TYPE  
 B2 TYPE

Contact Plating			
Definition	Code		
◎ Tin plated:			
◎ Gold plated:			
flash	B	15μ"	F
10μ"	E	30μ"	J
◎ Duplex plating:			
flash	K	15μ"	P
10μ"	N	30μ"	U
◎ Standard: B			
◎ All plating is lead free			



Recommended PCB Layout  
(PCB TOLERANCE ±0.05)



GENERAL TOLERANCE		SCALE	ORIGINAL DRAWN	DATE	DWG. NO.	TITLE	REV.
XX. ±	XXX. ±	1:1	邱若婷	05/01'04	600-0000-1159	CUSTOMER DRAWING	4
X. ± 0.30	.XXX ±	UNIT	---	---	PARTS NO.(INTENDED USE)		SHEET
.X ± 0.25	X.* ± 3°	MM	---	---			
.XX ± 0.20	.X.* ± 2°	SIZE	APPROVE	03/05'12	SPGFAY-XX-BX-X-*		1/1