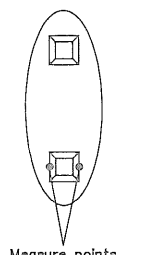
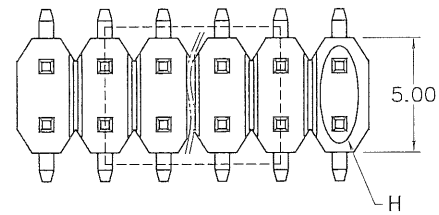
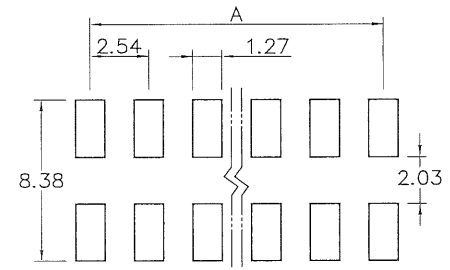
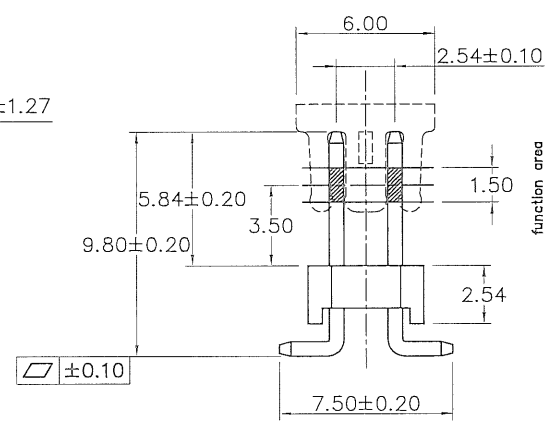
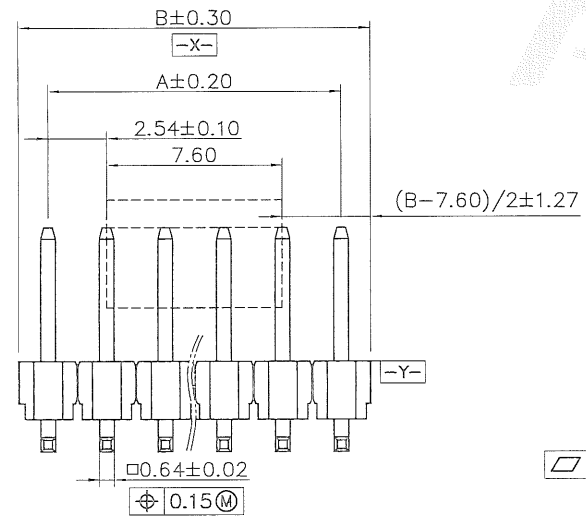


No. of Contacts	DIMENSIONS	
	A	B
04	2.54	5.08
06	5.08	7.62
08	7.62	10.16
10	10.16	12.70
12	12.70	15.24
14	15.24	17.78
16	17.78	20.32
18	20.32	22.86
20	22.86	25.40
22	25.40	27.94
24	27.94	30.48
26	30.48	33.02
28	33.02	35.56
30	35.56	38.10
32	38.10	40.64
34	40.64	43.18
36	43.18	45.72
38	45.72	48.26
40	48.26	50.80
42	50.80	53.34
44	53.34	55.88
46	55.88	58.42
48	58.42	60.96
50	60.96	63.50
52	63.50	66.04
54	66.04	68.58
56	68.58	71.12
58	71.12	73.66
60	73.66	76.20
62	76.20	78.74
64	78.74	81.28
66	81.28	83.82
68	83.82	86.36
70	86.36	88.90
72	88.90	91.44
74	91.44	93.98
76	93.98	96.52
78	96.52	99.06
80	99.06	101.60



DETAIL H  
SCALE 2:1



RECOMMENDED PCB LAYOUT  
(PCB TOLERANCE ±0.05)

- NOTES: (UNLESS OTHERWISE SPECIFIED)
1. DIMENSION SHALL BE INTERPRETED PER ANSI Y14.5M-1994
  2. CONTACT RETENTION FORCE: 700g MIN. PER CONTACT.
  3. DURABILITY: 50 CYCLES MIN.
  4. CURRENT RATING: 3 AMPERE.
  5. RATING VOLTAGE: 30V AC/DC.
  6. CONTACT RESISTANCE: 20 m ohms MAX. INITIAL.
  7. DIELECTRIC WITHSTANDING VOLTAGE: 500V AC rms./MINUTE.
  8. INSULATION RESISTANCE: 5000 Megohms MIN.
  9. OPERATING TEMPERATURE: -40~+105°C.
  10. HOUSING MATERIAL: High Temperature Thermoplastic  
UL 94 V-0 .Colour Black.
  11. MAX PROCESSING TEMPERATURE: 260+0/-5° FOR 5~10 SECONDS.
  12. HARMFUL MATERIAL SHOULD BE COMPLIANT TO  
DOC. "EI-0005" STANDARDS.
  13. PART NUMBER MATRIX:

HW502-XX X X R  
 Pitch 5=2.54 mm  
 NO. of Contacts  
 PAD+REEL  
 NULL: WITH HALOGEN(PA9T)  
 H: HALOGEN FREE(LCP)  
 Plating Code  
 1=gold flash on contact area, Tin plating on solder area  
 3=5u"Au on contact area, Tin plating on solder area  
 5=15u"Au on contact area, Tin plating on solder area

版次	ECN 编码	描述		设计/日期
4	EL12020054	改前	改后	罗继明_2012/02/28
			包装盘改为纸盘	
5	EL21110036		修改图框	江蒙_2021/11/08



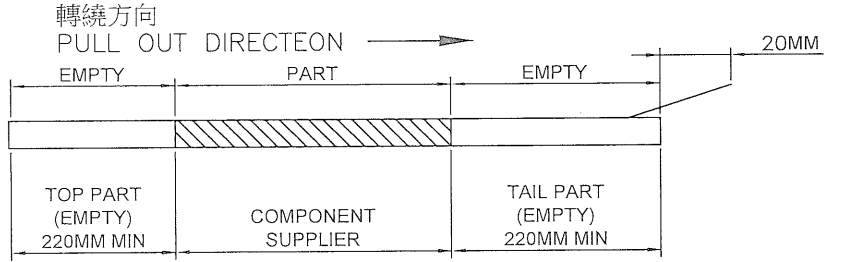
TOLERANCE TABLE		SCALE	DRAWN	DATE	DWG. NO.	TITLE	REV.	
X. ± 0.30	X.° ± 3°	4:1	江蒙	2021/11/08	600-0000-0213	CUSTOMER_DRAWING	5	
.X ± 0.25	.X° ± 2°	UNIT	李昌涛	2021/11/08	PARTS NO.(INTENDED USE)		SHEET	1/3
.XX ± 0.15		mm	李继明	2021/11/08	HW502-XXXXR SERIES			
		SIZE A4	APPROVE					

A B C D E

NOTES

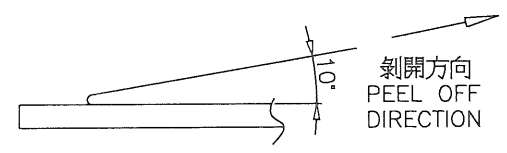
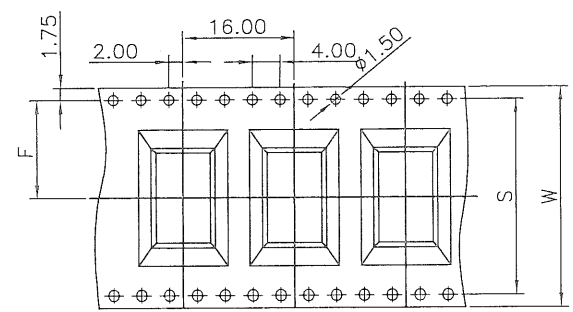
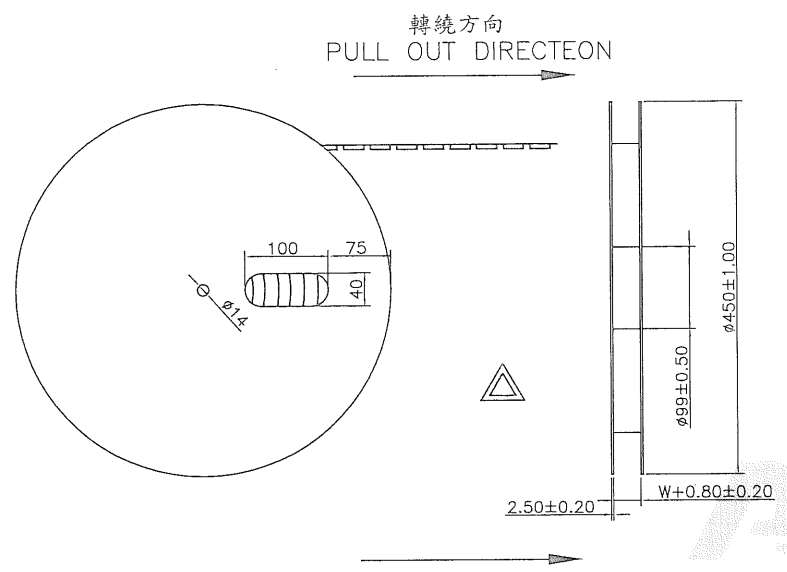
1. 每捲包裝數量及每箱裝箱數量如下表格。  
 Packing qty of each reel & carton as below table shown.

2. 帶子引導長度  
 LEAD TAPE LENGTH



3. 上帶剝離力為：0.1~1.3N(10.2gf~130gf)  
 PEELING OFF FORCE OF TOP TAPE: 0.1~1.3N(10.2gf~130gf)

出貨、運輸過程中一定注意：  
 THIS REQUIREMENT SHOULD BE APPLIED AT SHIPMENT:  
 卷帶在運輸過程中不能散開  
 PEELING OFF SHOULD NOT BE ALLOWED DURING TRANSPORTATION

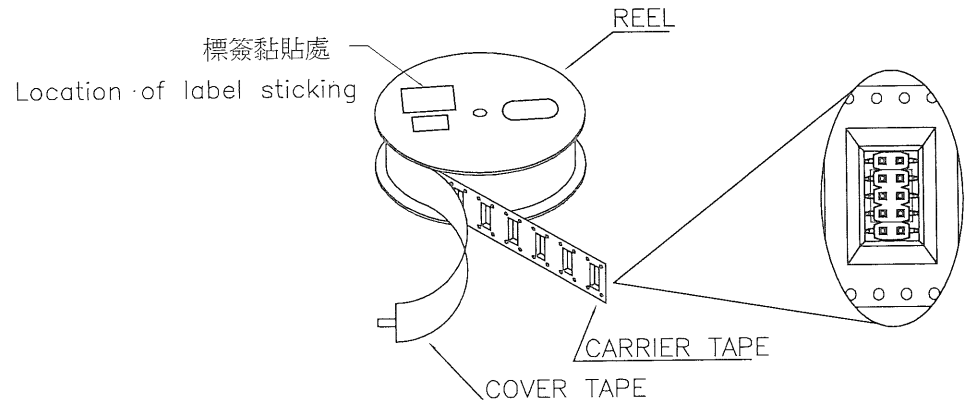
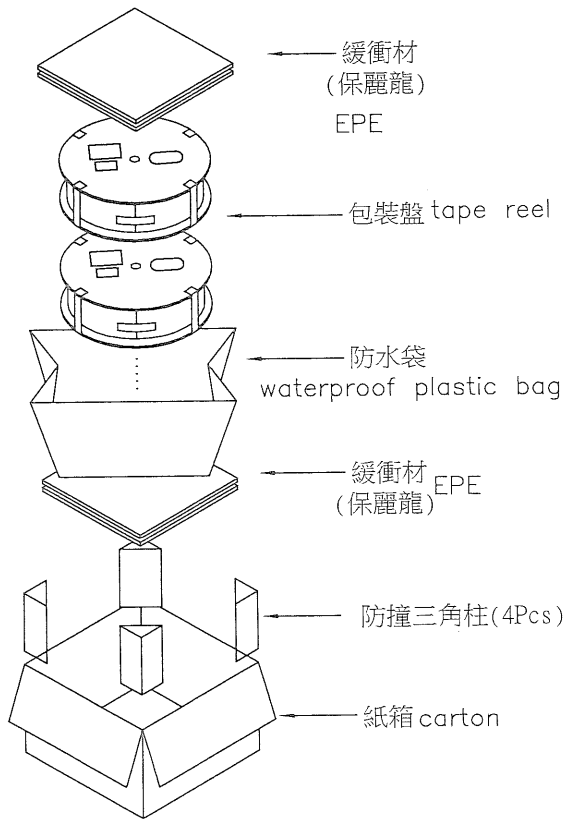


PRODUCT NO.	F	W	S
HW502-06XXR	11.50±0.10	24.00	---
HW502-10XXR	14.20±0.10	32.00	28.40
HW502-14XXR	20.20±0.15	44.00	40.40
HW502-16XXR	20.20±0.15	44.00	40.40
HW502-30XXR	26.20±0.15	56.00	52.40
HW502-40XXR	34.20±0.30	72.00	68.40

	TOLERANCE TABLE		SCALE 1:1	DRAWN 江蒙	DATE 2021/11/08	DWG. NO. 600-0000-0213	TITLE CUSTOMER_DRAWING	REV. 5
	X ± 0.30	X° ± 3°	UNIT mm	CHECK 李景集	DATE 2021/11/08	PARTS NO. (INTENDED USE)		SHEET 2/3
	.X ± 0.25	.X° ± 2°	SIZE A4	APPROVE 李景集	DATE 2021/11/08	HW502-XXXR SERIES		
	.XX ± 0.15							

A B C D E

A B C D E



NOTE:

1. 每卷包裝數量及每箱裝箱數量如下表格。  
Packing q'ty of each reel & carton as below table shown
2. 以上膠帶覆蓋下包裝帶經包裝機熱熔包裝  
Use cover tape to cover and hot melt machine to seal up.
3. 每個紙箱放8個珍珠棉  
Every carton use 8pcs EPE.
4. 將裝滿產品的卷盤放入紙箱并以膠帶封口  
Put reels in the carton and use adhesive tape to seal up.

產品料號 (PRODUCT No.)	包裝容量 (PACKING CAPACITY)		
	PCS/REEL	REELS/CARTON	PCS/CARTON
△ HW502-06XXR	700	7	4900
HW502-10XXR	700	5	3500
HW502-14XXR	700	4	2800
HW502-16XXR	700	4	2800
HW502-30XXR	700	3	2100
HW502-40XXR	700	2	1400



TOLERANCE TABLE	SCALE	1:1	DRAWN	江蒙	DATE	2021/11/08	DWG. NO.	600-0000-0213	TITLE	CUSTOMER_DRAWING	REV.	5
	X. ± 0.30	X.° ± 3°	CHECK	李晨峰	DATE	2021/11/08					PARTS NO. (INTENDED USE)	HW502-XXXX SERIES
	.X ± 0.25	.X° ± 2°	APPROVE	方新	DATE	2021/11/08						
	.XX ± 0.15		SIZE	A4								

A B C D E