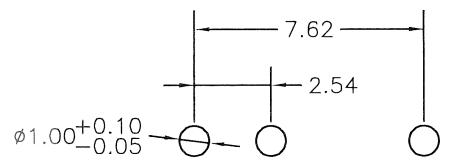


版次	ECN 编码	描述		设计/日期
1	EL20110034	初版发行		苏琴_2020/09/13
2	EL21050046	改前	改后	苏琴_2021/05/27
		15000PCS	16200PCS	
3	EL21080075	增加保持力规格		李思洁_2021/08/31
4	EL22110049	0.63 <sup>+0.01</sup> <sub>-0.03</sub>	0.64 <sup>+0.01</sup> <sub>-0.03</sub>	李晨涛_2022/11/12
		Ni: 80~160u"	Ni: 50u" Min	
5	EL23070054	16200PCS	13200PCS	江蒙_2023/07/19

- NOTES: (Unless otherwise specified)
- Dimensions shall be interpreted per ANSI Y14.5M.
  - Materials:  
Insulator material: High Temperature Thermoplastic, UL 94V-0; Color: Black.  
Contact material: Copper alloy.
  - Current Rating: 3A per pin.
  - Voltage Rating: 250V AC/DC.
  - Working Temperature: -55°C ~ +125°C.
  - Contact retention force: 1000g Min per contact.
  - Harmful material should be compliant to doc. "EI-0005" standards.
  - Product number matrix:  
A A A A U 004 G A 0 0

G: TUBE

Plating Code:  
Surface area: Plating matte Sn 120-240u".  
The bottom layer: Plating Ni 50u" Min.

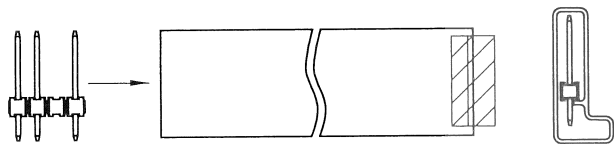


RECOMMENDED PCB LAYOUT  
(PCB TOLERANCE ±0.05)

	TOLERANCE TABLE		SCALE	4:1	DRAWN	江蒙	DATE	2023/07/19	DWG. NO.	600-0000-2140	TITLE	REV.
	X. ± 0.30	X.° ± 3°	UNIT	mm	CHECK	朱文建	DATE	2023/07/29	PARTS NO. (INTENDED USE)	AAAAU004GA00	CUSTOMER DRAWING	5
	.X ± 0.25	.X° ± 2°	SIZE	A4	APPROVE	朱文建	DATE	2023/07/29				SHEET
	.XX ± 0.20											


A B C D E

一.  
1) TUBE一端先以橡皮塞封住,將成品依序放入包裝管。(包裝數量見包裝明細)  
One end of the tube is sealed with soft stopper, then put the products into tube in seriate order.  
(The quantity per tube see the detail of the packing)



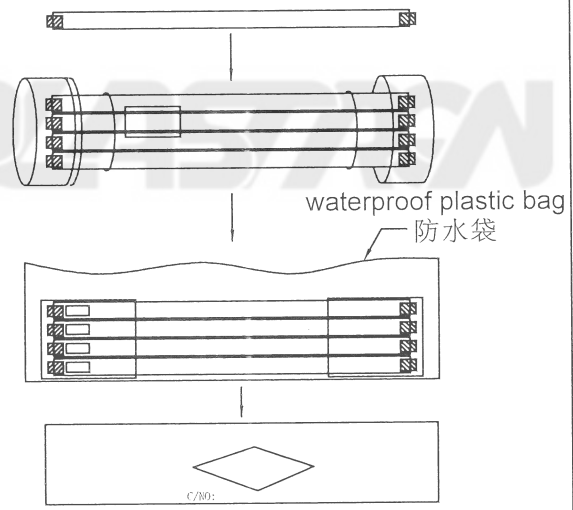
VIEW 1

二.  
1) 將包裝管兩側用軟塞塞緊。  
Seal the sides of the tube with soft stopper.



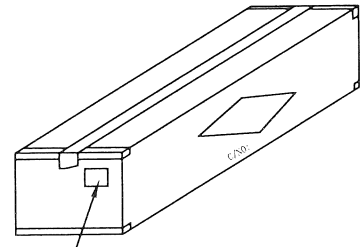
VIEW 2

三.  
1) 包裝管每10支用橡皮筋綁成一卷, 兩端以保鮮膜纏繞, 將標籤貼於同一方向。  
Each the tubes are tied with a rubber band, Both ends wrapped with plastic wrap, Stick the label in the same direction.  
2) 包裝管放入防水袋中后用膠帶貼實封口。  
Put the tubes into the waterproof bag and sealed with tape.  
3) 一只紙箱包裝數量請見包裝明細。  
The quantity of the products per carton please follow the detail of the packing.



VIEW 3

四.  
1) 將標籤貼於指定的標籤黏貼處。  
Stick the label on the "Stick Label Area"



標籤黏貼處  
Stick Label Area

VIEW 4

备注(NOTES):  
1. 若有未裝滿之零數箱, 必須以緩沖材塞滿。  
If the product's Q'ty is under MPQ, the carton must be filled with buffer material.  
2. 裝滿成品后之外箱, 最大堆積箱數: 5箱。  
The max. pile up number of packed carton is 5.  
3. 具體包裝數量請參照包裝明細。  
Please refer to the packing list for the actual packing details.  
4. 如須貼Bar-code, 請依Bar-code作業辦法執行。  
If barcode is needed, please follow Barcode SOP.

產品料號 (Product No.)	包裝數量 (Packing Quantity)		
	PCS/TUBE	TUBES/CARTON	PCS/CARTON
AAAAU004GA00	60	220	13200

	TOLERANCE TABLE		SCALE 1:1	DRAWN 江蒙	DATE 2023/07/19	DWG. NO. 600-0000-2140	TITLE	REV. 5
	X ± 0.30	X ° ± 3°	UNIT mm	CHECK 李星濤	DATE 2023/07/21	PARTS NO.(INTENDED USE) AAAAU004GA00	CUSTOMER DRAWING	SHEET 2/2
	.X ± 0.25	.X ° ± 2°	SIZE A4	APPROVE 朱宇輝	DATE 2023/07/29			
	.XX ± 0.20							